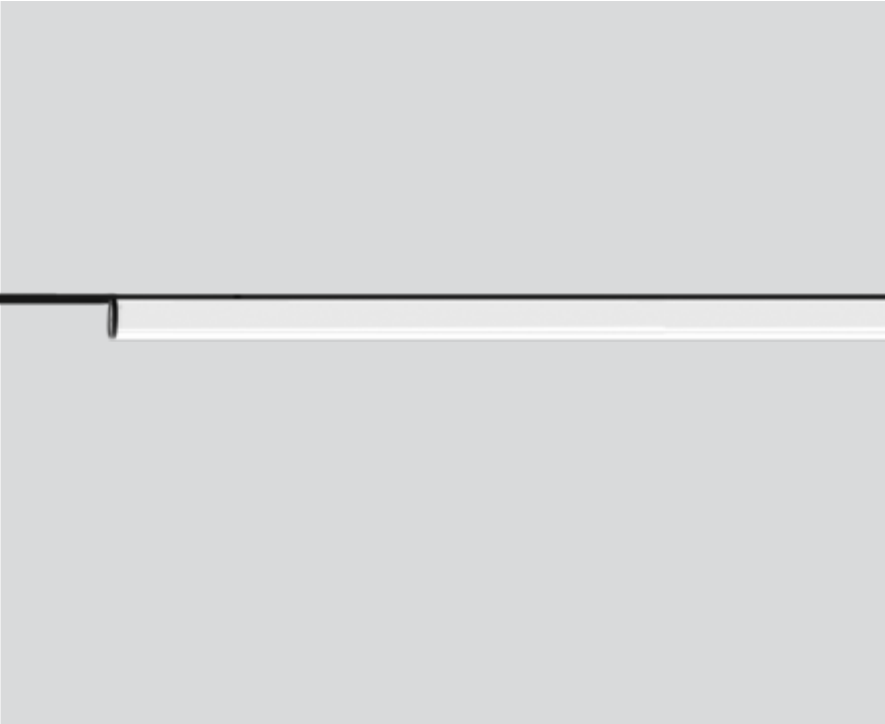




Project / Type _____

Notes _____

Count / Date _____



General	
Ceiling / Wall , Track	_____
rotation 360°	_____
black , RAL 9005 ¹	_____
IP20	_____
1780 lm	_____
1980 lm/m	_____
optical inset 160 lm/W ²	_____

LED	
2700 K	_____
CRI ≥ 80	_____
L90 / 50000 h	_____
initial MacAdam ≤ 3 SDCM	_____
MR 0.47	_____
MDER 0.42	_____

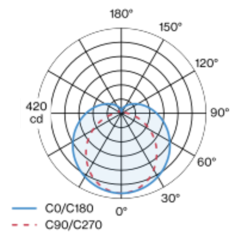
Optical	
opal (lambertsch)	_____
PstLM ≤ 1.0 ³	_____
SVM ≤ 0.4 ³	_____

Electrical	
DALI-2	_____
48 V	_____
fixture 15.9 W	_____
optical inset 11.1 W	_____
PC3	_____
1 DALI Addr.	_____
18 W/m	_____

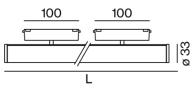
Physical	
length 910 mm	_____
width 33 mm	_____
height 33 mm	_____
0.4 kg	_____

¹ RAL code ² incl. consideration of optical losses
³ Value of containing product at full load (undimmed)

Light distribution



Product drawing



Installation instructions

