




Project / Type

Notes

Count / Date



General

Ceiling / Wall , Track

rotation 360°

black , RAL 9005 ¹

IP20

3790 lm

2100 lm/m

optical inset 171 lm/W²

LED

3000 K

CRI ≥ 80

L80 / 50000 h

initial MacAdam ≤ 3 SDCM

MR 0.54

MDER 0.49

Optical

opal (lambertsch)

PstLM ≤ 1.0 ³

SVM ≤ 0.4 ³

Electrical

non DIM

48 V

fixture 32 W

fixture 118 lm/W⁴

optical inset 22.2 W

PC3

18 W/m

Physical

length 1810 mm

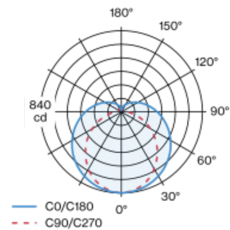
width 33 mm

height 33 mm

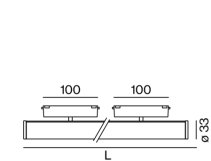
0.6 kg

Cylindrical, decorative-graphic light inset made of aluminium and satinised PMMA for homogeneous illumination; surface anodised black; light inset can be installed and moved without tools by means of magnetic holders+locking; suitable for two MOVE IT 25 S profiles as well as one MOVE IT 25 S profile (axial arrangement); holders 360° rotatable; power supplied via MOVE IT system track profile; hot plug protection; passive cooling of the LEDs through improved heat sink geometry; with CSP (Chip-Scale-Packaging) technology for maximum efficiency; light colour 3000 K; binning initial MacAdam ≤ 3 SDCM; CRI ≥ 80; min. 80% of luminous flux after 50000 operating hours; energy efficient LEDs with high CRI; degree of protection IP20; PC3; 48 V; non-dimmable; light source replaceable by an authorized professional;

Light distribution



Product drawing



¹ RAL code

² OPTICAL INSET: incl. consideration of optical losses

³ Value of containing product at full load (undimmed)

⁴ FIXTURE: incl. consideration of optical losses & internal control unit losses
SYSTEM: incl. consideration of optical losses, internal control unit losses & operating device efficiency.

Installation instructions

