

OPAL HIGH PERFORMANCE

MOVE IT 45
050-3212D38H



Project / Type _____

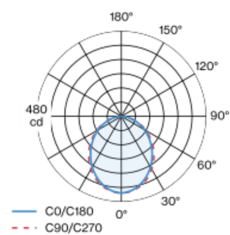
Notes _____

Count / Date _____

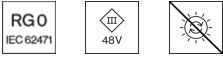
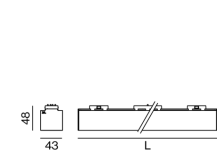


Linear light inset made of aluminium; surface anodised black; light inset can be installed and moved without tools by means of magnetic holders+locking; flush with profile system; power supplied via MOVE IT system track profile; hot plug protection; completely homogeneously illuminated, satin PMMA cover; passive cooling of the LEDs through improved heat sink geometry; with CSP (Chip-Scale-Packaging) technology for maximum efficiency; light colour: tunable white diodes (2700-5000 K); binning initial MacAdam ≤ 3 SDCM; CRI ≥ 90 ; min. 90% of luminous flux after 50000 operating hours; energy-efficient high power LEDs with very good colour rendering; degree of protection IP20; PC3 48V; photobiological safety according to IEC 62471 risk group RG 0 - no Risk; DALI single control; flicker-free visual comfort through analogue current control (minimum value 1%); light source not replaceable;

Light distribution



Product drawing



General

Ceiling , Track _____

black , RAL9005 ¹ _____

1820 lm/m _____

IP20 _____

1090 lm _____

LED

tunable white _____

2700 K - 5000 K _____

CRI ≥ 90 _____

L90 / 50000 h _____

photobio. safety RG 0 - no Risk _____

initial MacAdam ≤ 3 SDCM _____

R_g: 100 , R_f: 89 , R₍₁₋₁₅₎: 87 _____

MR 0.95 _____

MDER 0.86 _____

Optical

High Performance Opal _____

opal (lambertsch) _____

PstLM ≤ 1.0 ² _____

SVM ≤ 0.4 ² _____

Electrical

DALI-2 DT8 single control _____

system 14.3 W _____

PC3 48V _____

system 76 lm/W³ _____

1 DALI Addr. _____

24 W/m _____

Physical

length 605 mm _____

width 43 mm _____

height 48 mm _____

0.55 kg _____

¹ RAL code ² Value of containing product at full load (undimmed)
³ incl. optical losses and the efficiency of the operating device (converter)

Installation instructions



Lighting calculator



OPAL HIGH PERFORMANCE

MOVE IT 45
050-3212D38H



Project / Type

Notes

Count / Date

Maintenance Factors

Operating Time [h]	10 000	20 000	30 000	40 000	50 000
LLMF	0.98	0.96	0.94	0.92	0.9
LSF	1	1	1	1	1

MF

MF

LMF^a

LMF × RSMF × LLMF × LSF

Maintenance Factor

Luminaire Maintenance Factor

RSMF^a

LLMF

LSF

Room Surface Maintenance Factor

Lamp Lumens Maintenance Factor

Lamp Survival Faktor

^a According to "CIE 97, Maintenance of indoor electric lighting systems", 2005, ISBN 3-900-734-34-8. The values must be determined by the planner.

