

# TULA nano suspended

MOVE IT 25 / 25 S / 45

050-1811537M



Project / Type

Notes

Count / Date



## General

Ceiling , Suspended

white , RAL 9016 <sup>1</sup>

IP20

732 lm

optical inset 81 lm/W<sup>2</sup>

## LED

3000 K

CRI ≥ 90

initial MacAdam ≤ 3 SDCM

R<sub>g</sub>: 100 , R<sub>f</sub>: 91 , R<sub>f(1-15)</sub>: 88

MR 0.59

MDER 0.53

## Optical

medium

beam angle 24°

PstLM ≤ 1.0 <sup>3</sup>

SVM ≤ 0.4 <sup>3</sup>

## Electrical

DALI-2

48 V

fixture 12.1 W

fixture 60 lm/W<sup>4</sup>

optical inset 9.1 W

PC3

1 DALI Addr.

## Physical

diameter 26 mm

height 500 mm

0.35 kg


2000 mm with hook

<sup>1</sup> RAL code

<sup>2</sup> OPTICAL INSET: incl. consideration of optical losses

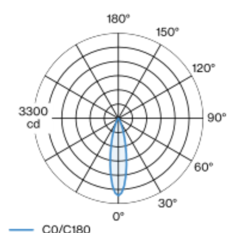
<sup>3</sup> Value of containing product at full load (undimmed)

<sup>4</sup> FIXTURE: incl. consideration of optical losses & internal control unit losses SYSTEM: incl. consideration of optical losses, internal control unit losses & operating device efficiency.



Decorative pendant light inset made of aluminium; surface white powder coated; light inset can be installed and moved without tools by means of magnetic holders+locking; power supplied via MOVE IT system track profile; hot plug protection; passive cooling of the LEDs through improved heat sink geometry; with COB (Chip on Board) technology for maximum efficiency; no appearance of multiple shadows; light colour 3000 K; binning initial MacAdam ≤ 3 SDCM; CRI ≥ 90; energy efficient LEDs with high CRI; good glare control through recessed light point level; incl. high quality lens system; precise radiation characteristic with 24° beam; degree of protection IP20; PC3; 48 V; DALI single control; flicker-free visual comfort through analogue current control (minimum value 1%); light source replaceable by an authorized professional; control gear replaceable by an authorized professional;

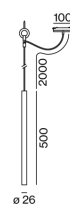
## Light distribution



medium 24°

h (m)	E0° (lx)	ø (m)
1	2990	0.43
2	750	0.85
3	330	1.28
4	190	1.71
5	120	2.13

## Product drawing



## Installation instructions



## Lighting calculator

