

MICROPRISMATIC UGR < 19

MOVE IT 45
050-3214D38P

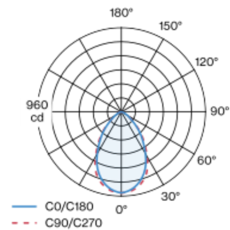


Project / Type	
Notes	
Count / Date	

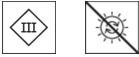
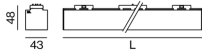


Linear light inset made of aluminium; surface anodised black; light inset can be installed and moved without tools by means of magnetic holders+locking; flush with profile system; power supplied via MOVE IT system track profile; hot plug protection; completely homogeneously illuminated, microprismatic PMMA cover; UGR ≤ 19; passive cooling of the LEDs through improved heat sink geometry; with CSP (Chip-Scale-Packaging) technology for maximum efficiency; light colour: tunable white diodes (2700-5000 K); binning initial MacAdam ≤ 3 SDCM; CRI ≥ 90; min. 90% of luminous flux after 50000 operating hours; energy-efficient high power LEDs with very good colour rendering; degree of protection IP20; PC3; 48 V; DALI single control; flicker-free visual comfort through analogue current control (minimum value 1%); light source not replaceable;

Light distribution



Product drawing



General

Ceiling / Wall , Track	
black , RAL 9005 ¹	
IP20	
1330 lm	
optical inset 95 lm/W ²	

LED

tunable white	
2700 K - 5000 K	
CRI ≥ 90	
L90 / 50000 h	
initial MacAdam ≤ 3 SDCM	
R _g : 100 , R _f : 89 , R _{f(1-15)} : 87	
MR 0.95	
MDER 0.86	

Optical

Microprismatic	
microprismatic	
UGR < 19	
PstLM ≤ 1.0 ³	
SVM ≤ 0.4 ³	

Electrical

DALI-2 DT8 single control	
48 V	
fixture 20.1 W	
fixture 66 lm/W ⁴	
optical inset 14.0 W	
PC3	
1 DALI Addr.	

Physical

length 1205 mm	
width 43 mm	
height 48 mm	
1.2 kg	

¹ RAL code
² OPTICAL INSET: incl. consideration of optical losses
³ Value of containing product at full load (undimmed)
⁴ FIXTURE: incl. consideration of optical losses & internal control unit losses SYSTEM: incl. consideration of optical losses, internal control unit losses & operating device efficiency.

Installation instructions



MICROPRISMATIC UGR < 19

MOVE IT 45
050-3214D38P



Project / Type

Notes

Count / Date

Maintenance Factors

Operating Time [h]	10 000	20 000	30 000	40 000	50 000
LLMF	0.98	0.96	0.94	0.92	0.9
LSF	1	1	1	1	1

MF

MF

LMF^a

LMF × RSMF × LLMF × LSF

Maintenance Factor

Luminaire Maintenance Factor

RSMF^a

LLMF

LSF

Room Surface Maintenance Factor

Lamp Lumens Maintenance Factor

Lamp Survival Faktor

^a According to "CIE 97, Maintenance of indoor electric lighting systems", 2005, ISBN 3-900-734-34-8. The values must be determined by the planner.

