

MOVE IT 45 track corner indirect


050-743103X



Project / Type

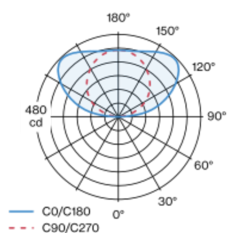
Notes

Count / Date

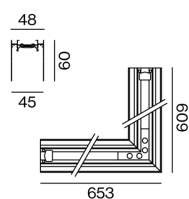


90° angle connector; Extruded aluminium profile with 45mm width groove; for suspended mounting (1500 mm cable suspension as an accessory); height adjustment without tools; with indirect light component for additional accentuation of the ceiling; indirect light component covered with opal lens cover; light colour 3000 K; binning initial MacAdam ≤ 3 SDCM; CRI ≥ 90 ; min. 80% of luminous flux after 50000 operating hours; energy efficient LEDs with high CRI; with integrated power track profile for take off of supply voltage and DALI signal; surface special colours powder coated; Inner colour anodised black; light insets can be installed and moved without tools by means of magnetic holders+locking; degree of protection IP20; PC3; 48 V; accessories are listed separately; light source not replaceable;

Light distribution



Product drawing



General

Ceiling , Suspended

special colours

Inner colour black

IP20

1550 lm

1730 lm/m

optical inset 70 lm/W¹

LED

3000 K

CRI ≥ 90

L80 / 50000 h

initial MacAdam ≤ 3 SDCM

R_g: 99 , R_r: 91 , R_{t(1-15)}: 89

MR 0.61

MDER 0.55

Optical

PstLM ≤ 1.0 ²

SVM ≤ 0.4 ²

Electrical

DALI-2 single control

48 V

fixture 13.1 W

optical inset 11.2 W

PC3

1 DALI Addr.

15 W/m

Physical

length 653 mm

width 609 mm

height 60 mm

1.7 kg

¹ OPTICAL INSET: incl. consideration of optical losses

² Value of containing product at full load (undimmed)

Installation instructions



Lighting calculator



MOVE IT 45 track corner indirect

050-743103X



Project / Type

Notes

Count / Date

Maintenance Factors

| Operating Time [h] | 10 000 | 20 000 | 30 000 | 40 000 | 50 000 |
|--------------------|--------|--------|--------|--------|--------|
| LLMF | 0.96 | 0.92 | 0.87 | 0.83 | 0.8 |
| LSF | 1 | 1 | 1 | 1 | 1 |

| | | | |
|------------------|------------------------------|-------------------|---------------------------------|
| MF | LMF × RSMF × LLMF × LSF | RSMF ^a | Room Surface Maintenance Factor |
| MF | Maintenance Factor | LLMF | Lamp Lumens Maintenance Factor |
| LMF ^a | Luminaire Maintenance Factor | LSF | Lamp Survival Faktor |

^a According to "CIE 97, Maintenance of indoor electric lighting systems", 2005, ISBN 3-900-734-34-8. The values must be determined by the planner.

Mounting accessories

CABLE SUSPENSION

| COLOUR | ARTICLE NUMBER(S) |
|--------|-------------------|
| chrome | 005-2152110 |
| black | 005-2152118 |



CANOPY

| COLOUR | L-W-H (MM) | ARTICLE NUMBER(S) |
|---------------|------------|-------------------|
| traffic white | 90-90-22 | 005-2311717 |
| jet black | 90-90-22 | 005-2311718 |



END CAP

| COLOUR | L-W-H (MM) | ARTICLE NUMBER(S) |
|-----------------|------------|-------------------|
| jet black | 60-48-3 | 050-7330008 |
| gold / black | 60-48-3 | 050-733000G |
| white / black | 60-48-3 | 050-733000P |
| special colours | 60-48-3 | 050-733000X |



Mounting accessories

MECHANICAL LINEAR CONNECTOR

| COLOUR | ARTICLE NUMBER(S) |
|--------|-------------------|
| chrome | 050-2011310 |
| black | 050-2011318 |



MECHANICAL LINEAR CONNECTOR SURFACE

| ARTICLE NUMBER(S) |
|-------------------|
| 050-2011410 |



MECHANICAL & ELECTRICAL LINEAR CONNECTOR

| ARTICLE NUMBER(S) |
|-------------------|
| 050-2031230 |



[050-743103X] The technical data represent rated values for an ambient temperature of 25°C. The data values for the luminous flux are initially subject to a tolerance of +/- 10%, those for the electrical connected load are initially subject to a tolerance of +/- 10%, and those for the colour temperature are initially subject to a tolerance of +/- 150 K. No liability is assumed for typographical or printing errors. The general terms and conditions of XAL GmbH apply.
© XAL GmbH · Auer-Welsbach-Gasse 36 · 8055 Graz · Austria · www.xal.com

08.04.2025

MOVE IT 45 track corner indirect

050-743103X



Project / Type

Notes

Count / Date

Mounting accessories

NODE CONNECTOR

| TYPE | COLOUR | Ø (MM) | ARTICLE NUMBER(S) |
|--------------|-----------------|--------|-------------------|
| chrome cable | traffic white | 64 | 050-2033137 |
| chrome cable | jet black | 64 | 050-2033138 |
| chrome cable | special colours | 64 | 050-203313X |
| black cable | traffic white | 64 | 050-2033147 |
| black cable | jet black | 64 | 050-2033148 |
| black cable | special colours | 64 | 050-203314X |
| chrome cable | traffic white | 64 | 050-2022237 |
| chrome cable | jet black | 64 | 050-2022238 |
| chrome cable | special colours | 64 | 050-202223X |
| black cable | traffic white | 64 | 050-2022247 |
| black cable | jet black | 64 | 050-2022248 |
| black cable | special colours | 64 | 050-202224X |



NODE END CAP

| TYPE | COLOUR | ARTICLE NUMBER(S) |
|----------------------------|-----------------|-------------------|
| incl. electrical connector | jet black | 050-7300108 |
| incl. electrical connector | white / black | 050-730010P |
| incl. electrical connector | special colours | 050-730010X |



Electrical accessories

POWER FEEDER UNIT

| TYPE | L-W-H (MM) | ARTICLE NUMBER(S) |
|---------|------------|-------------------|
| non DIM | 78-28-6 | 050-2022110 |
| DALI-2 | 78-28-6 | 050-2022130 |
| non DIM | 78-28-6 | 050-2024110 |



Electrical accessories

POWER SUPPLY INTRACK

| TYPE | L-W-H (MM) | ARTICLE NUMBER(S) |
|-----------------------------|------------|-------------------|
| 150 W incl. cable 2000 mm | 453-43-48 | 050-2071238 |
| 250 W incl. cable 2000 mm | 453-43-48 | 050-2071338 |



MOVE IT 45 track corner indirect

050-743103X



Project / Type

Notes

Count / Date

Electrical accessories

POWER SUPPLY SURFACE

| COLOUR | L-W-H (MM) | ARTICLE NUMBER(S) |
|---------------|------------|-------------------|
| traffic white | 305-144-54 | 050-2055117 |
| jet black | 305-144-54 | 050-2055118 |
| traffic white | 305-144-54 | 050-2055137 |
| jet black | 305-144-54 | 050-2055138 |
| traffic white | 455-104-40 | 050-2055417 |
| jet black | 455-104-40 | 050-2055418 |
| traffic white | 455-104-40 | 050-2055437 |
| jet black | 455-104-40 | 050-2055438 |
| traffic white | 455-104-40 | 050-2055217 |
| jet black | 455-104-40 | 050-2055218 |
| traffic white | 455-104-40 | 050-2055237 |
| jet black | 455-104-40 | 050-2055238 |
| traffic white | 455-104-40 | 050-2055517 |
| jet black | 455-104-40 | 050-2055518 |
| traffic white | 455-104-40 | 050-2055537 |
| jet black | 455-104-40 | 050-2055538 |
| traffic white | 305-144-54 | 050-2055317 |
| jet black | 305-144-54 | 050-2055318 |
| traffic white | 305-144-54 | 050-2055337 |
| jet black | 305-144-54 | 050-2055338 |



Electrical accessories

POWER SUPPLY EXTERNAL

| TYPE | L-W-H (MM) | ARTICLE NUMBER(S) |
|-------|------------|-------------------|
| 60 W | 163-43-32 | 002-62133 |
| 100 W | 350-30-18 | 002-62134 |
| 150 W | 350-30-18 | 002-62135 |
| 250 W | 400-40-22 | 002-62139 |
| 320 W | 252-90-44 | 002-60320 |



Optional electrical accessories

DIN RAIL POWER SUPPLY

| TYPE | L-W-H (MM) | ARTICLE NUMBER(S) |
|-------|------------|-------------------|
| 160 W | 72-90-63 | 005-6520210 |



DIN RAIL POWER SUPPLY PRO

| TYPE | L-W-H (MM) | ARTICLE NUMBER(S) |
|-------|-------------|-------------------|
| 240 W | 60-125-100 | 005-6220110 |
| 480 W | 100-125-120 | 005-6220210 |



Electrical accessories

DALI-2 SELV DEVICE

| TYPE | L-W-H (MM) | ARTICLE NUMBER(S) |
|--------------|------------|-------------------|
| control unit | 212-37-26 | 050-2061130 |



MOVE IT 45 track corner

indirect

050-743103X



Project / Type

Notes

Count / Date

Optical accessories

BLIND COVER

| TYPE | COLOUR | ARTICLE NUMBER(S) |
|---------|-----------|-------------------|
| 1217 mm | jet black | 050-7034008 |
| 2417 mm | jet black | 050-7038008 |
| 3622 mm | jet black | 050-7039008 |



END CAP

| COLOUR | L-W-H (MM) | ARTICLE NUMBER(S) |
|---------------|------------|-------------------|
| jet black | 60-48-3 | 050-7330008 |
| white / black | 60-48-3 | 050-733000P |

