

# MOVE IT 45 track indirect


050-7432518



Project / Type

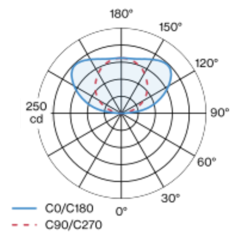
Notes

Count / Date

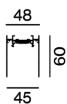


Extruded aluminium profile with 45mm width groove; for suspended mounting (1500 mm cable suspension as an accessory); height adjustment without tools; with indirect light component for additional accentuation of the ceiling; indirect light component covered with opal lens cover; light colour 3000 K; binning initial MacAdam  $\leq 3$  SDCM; CRI  $\geq 90$ ; min. 80% of luminous flux after 50000 operating hours; energy efficient LEDs with high CRI; with integrated power rail profile for supply voltage feed; surface anodised black; light insets can be installed and moved without tools by means of magnetic holders+locking; degree of protection IP20; PC3; 48 V; accessories are listed separately; light source not replaceable;

## Light distribution



## Product drawing



## General

Ceiling , Suspended

black , RAL 9005 <sup>1</sup>

IP20

648 lm

1330 lm/m

optical inset 139 lm/W<sup>2</sup>

## LED

3000 K

CRI  $\geq 90$

L80 / 50000 h

initial MacAdam  $\leq 3$  SDCM

R<sub>g</sub>: 99 , R<sub>f</sub>: 91 , R<sub>(1-15)</sub>: 89

MR 0.61

MDER 0.55

## Optical

PstLM  $\leq 1.0$  <sup>3</sup>

SVM  $\leq 0.4$  <sup>3</sup>

## Electrical

non DIM

48 V

fixture 6.2 W

fixture 105 lm/W<sup>4</sup>

optical inset 4.7 W

PC3

13 W/m

## Physical

length 620 mm

width 48 mm

height 60 mm

0.8 kg

<sup>1</sup> RAL code

<sup>2</sup> OPTICAL INSET: incl. consideration of optical losses

<sup>3</sup> Value of containing product at full load (undimmed)

<sup>4</sup> FIXTURE: incl. consideration of optical losses & internal control unit losses SYSTEM: incl. consideration of optical losses, internal control unit losses & operating device efficiency.

## Installation instructions



## Lighting calculator

