

MOVE IT 45 track indirect

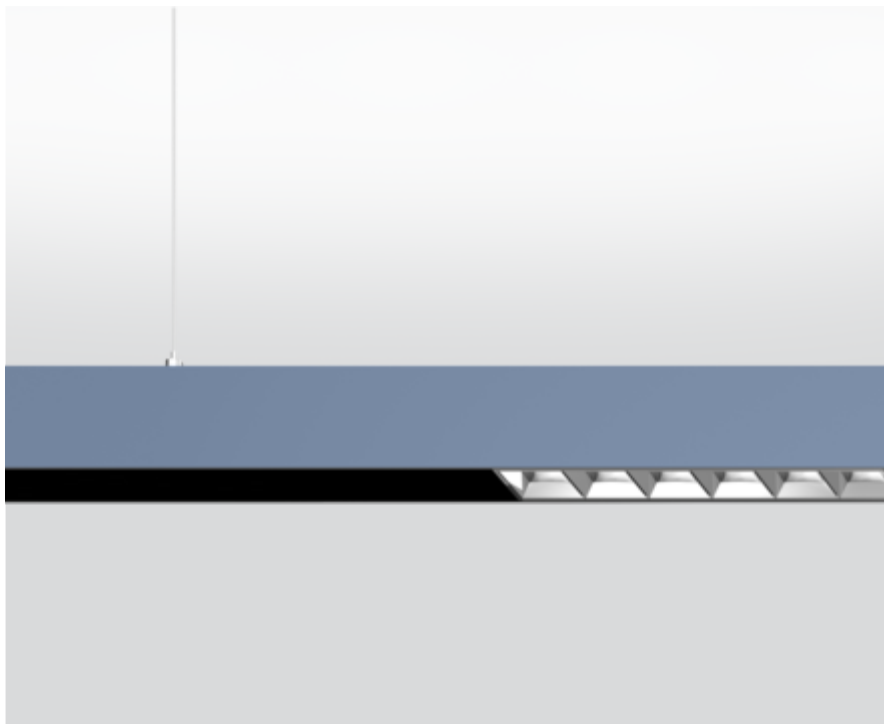
050-743453X



Project / Type

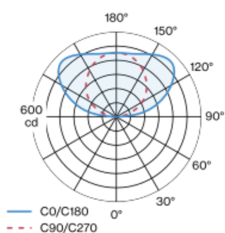
Notes

Count / Date

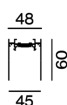


Extruded aluminium profile with 45mm width groove; for suspended mounting (1500 mm cable suspension as an accessory); height adjustment without tools; with indirect light component for additional accentuation of the ceiling; indirect light component covered with opal lens cover; light colour 3000 K; binning initial MacAdam ≤ 3 SDCM; CRI ≥ 90 ; min. 80% of luminous flux after 50000 operating hours; energy efficient LEDs with high CRI; with integrated power track profile for take off of supply voltage and DALI signal; surface special colours powder coated; Inner colour anodised black; light insets can be installed and moved without tools by means of magnetic holders+locking; degree of protection IP20; PC3; 48 V; sound absorbing accessories for installation in the MOVE IT suspended system available; accessories are listed separately; light source not replaceable;

Light distribution



Product drawing



General

Ceiling , Suspended
special colours , RAL 9005 ¹
Inner colour black
IP20
1810 lm
1670 lm/m
optical inset 139 lm/W²

LED

3000 K
CRI ≥ 90
L80 / 50000 h
initial MacAdam ≤ 3 SDCM
 $R_g: 99, R_r: 91, R_{(1-15)}: 89$
MR 0.61
MDER 0.55

Optical

PstLM ≤ 1.0 ³
SVM ≤ 0.4 ³

Electrical

DALI-2 single control
48 V
fixture 15.3 W
fixture 118 lm/W⁴
optical inset 13.0 W
PC3
1 DALI Addr.
14 W/m

Physical

length 1220 mm
width 48 mm
height 60 mm
1.6 kg

¹ RAL code

² OPTICAL INSET: incl. consideration of optical losses

³ Value of containing product at full load (undimmed)

⁴ FIXTURE: incl. consideration of optical losses & internal control unit losses SYSTEM: incl. consideration of optical losses, internal control unit losses & operating device efficiency.

Installation instructions



Lighting calculator



MOVE IT 45 track indirect

050-743453X



Project / Type

Notes

Count / Date

Maintenance Factors

Operating Time [h]	10 000	20 000	30 000	40 000	50 000
LLMF	0.96	0.92	0.87	0.83	0.8
LSF	1	1	1	1	1

MF	LMF × RSMF × LLMF × LSF	RSMF ^a	Room Surface Maintenance Factor
MF	Maintenance Factor	LLMF	Lamp Lumens Maintenance Factor
LMF ^a	Luminaire Maintenance Factor	LSF	Lamp Survival Faktor

^a According to "CIE 97, Maintenance of indoor electric lighting systems", 2005, ISBN 3-900-734-34-8. The values must be determined by the planner.

Mounting accessories

CABLE SUSPENSION

COLOUR	ARTICLE NUMBER(S)
chrome	005-2152110
black	005-2152118



CANOPY

COLOUR	L-W-H (MM)	ARTICLE NUMBER(S)
traffic white	90-90-22	005-2311717
jet black	90-90-22	005-2311718



END CAP

COLOUR	L-W-H (MM)	ARTICLE NUMBER(S)
jet black	60-48-3	050-7330008
gold / black	60-48-3	050-733000G
white / black	60-48-3	050-733000P
special colours	60-48-3	050-733000X



Mounting accessories

MECHANICAL LINEAR CONNECTOR

COLOUR	ARTICLE NUMBER(S)
chrome	050-2011310
black	050-2011318



MECHANICAL LINEAR CONNECTOR SURFACE

ARTICLE NUMBER(S)
050-2011410



MECHANICAL & ELECTRICAL LINEAR CONNECTOR

ARTICLE NUMBER(S)
050-2031230



[*050-743453X*] The technical data represent rated values for an ambient temperature of 25°C. The data values for the luminous flux are initially subject to a tolerance of +/- 10%, those for the electrical connected load are initially subject to a tolerance of +/- 10%, and those for the colour temperature are initially subject to a tolerance of +/- 150 K. No liability is assumed for typographical or printing errors. The general terms and conditions of XAL GmbH apply.
© XAL GmbH · Auer-Welsbach-Gasse 36 · 8055 Graz · Austria · www.xal.com

03.04.2025

MOVE IT 45 track indirect

050-743453X



Project / Type

Notes

Count / Date

Mounting accessories

NODE CONNECTOR

TYPE	COLOUR	Ø (MM)	ARTICLE NUMBER(S)
chrome cable	traffic white	64	050-2033137
chrome cable	jet black	64	050-2033138
chrome cable	special colours	64	050-203313X
black cable	traffic white	64	050-2033147
black cable	jet black	64	050-2033148
black cable	special colours	64	050-203314X
chrome cable	traffic white	64	050-2022237
chrome cable	jet black	64	050-2022238
chrome cable	special colours	64	050-202223X
black cable	traffic white	64	050-2022247
black cable	jet black	64	050-2022248
black cable	special colours	64	050-202224X



NODE END CAP

TYPE	COLOUR	ARTICLE NUMBER(S)
incl. electrical connector	jet black	050-7300108
incl. electrical connector	white / black	050-730010P
incl. electrical connector	special colours	050-730010X



Electrical accessories

POWER FEEDER UNIT

TYPE	L·W·H (MM)	ARTICLE NUMBER(S)
non DIM	78-28-6	050-2022110
DALI-2	78-28-6	050-2022130
non DIM	78-28-6	050-2024110



Electrical accessories

POWER SUPPLY INTRACK

TYPE	L·W·H (MM)	ARTICLE NUMBER(S)
150 W incl. cable 2000 mm	453-43-48	050-2071238
250 W incl. cable 2000 mm	453-43-48	050-2071338



MOVE IT 45 track indirect

050-743453X



Project / Type

Notes

Count / Date

Electrical accessories

POWER SUPPLY SURFACE

COLOUR	L-W-H (MM)	ARTICLE NUMBER(S)
traffic white	305-144-54	050-2055117
jet black	305-144-54	050-2055118
traffic white	305-144-54	050-2055137
jet black	305-144-54	050-2055138
traffic white	455-104-40	050-2055417
jet black	455-104-40	050-2055418
traffic white	455-104-40	050-2055437
jet black	455-104-40	050-2055438
traffic white	455-104-40	050-2055217
jet black	455-104-40	050-2055218
traffic white	455-104-40	050-2055237
jet black	455-104-40	050-2055238
traffic white	455-104-40	050-2055517
jet black	455-104-40	050-2055518
traffic white	455-104-40	050-2055537
jet black	455-104-40	050-2055538
traffic white	305-144-54	050-2055317
jet black	305-144-54	050-2055318
traffic white	305-144-54	050-2055337
jet black	305-144-54	050-2055338



Electrical accessories

POWER SUPPLY EXTERNAL

TYPE	L-W-H (MM)	ARTICLE NUMBER(S)
60 W	163-43-32	002-62133
100 W	350-30-18	002-62134
150 W	350-30-18	002-62135
250 W	400-40-22	002-62139
320 W	252-90-44	002-60320



Optional electrical accessories

DIN RAIL POWER SUPPLY

TYPE	L-W-H (MM)	ARTICLE NUMBER(S)
160 W	72-90-63	005-6520210



DIN RAIL POWER SUPPLY PRO

TYPE	L-W-H (MM)	ARTICLE NUMBER(S)
240 W	60-125-100	005-6220110
480 W	100-125-120	005-6220210



Electrical accessories

DALI-2 SELV DEVICE

TYPE	L-W-H (MM)	ARTICLE NUMBER(S)
control unit	212-37-26	050-2061130



MOVE IT 45 track indirect

050-743453X



Project / Type

Notes

Count / Date

Optical accessories

BLIND COVER

TYPE	COLOUR	ARTICLE NUMBER(S)
1217 mm	jet black	050-7034008
2417 mm	jet black	050-7038008
3622 mm	jet black	050-7039008



END CAP

COLOUR	L-W-H (MM)	ARTICLE NUMBER(S)
jet black	60-48-3	050-7330008
white / black	60-48-3	050-733000P

