

# MOVE IT 45 track indirect


050-743851G



Project / Type

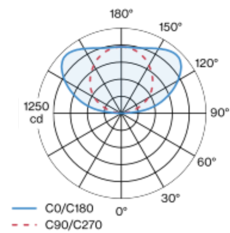
Notes

Count / Date

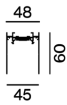


Extruded aluminium profile with 45mm width groove; for suspended mounting (1500 mm cable suspension as an accessory); height adjustment without tools; with indirect light component for additional accentuation of the ceiling; indirect light component covered with opal lens cover; light colour 3000 K; binning initial MacAdam  $\leq 3$  SDCM; CRI  $\geq 90$ ; min. 80% of luminous flux after 50000 operating hours; energy efficient LEDs with high CRI; with integrated power rail profile for supply voltage feed; surface gold powder coated; Inner colour anodised black; light insets can be installed and moved without tools by means of magnetic holders+locking; degree of protection IP20; PC3; 48 V; accessories are listed separately; light source not replaceable;

## Light distribution



## Product drawing



### General

Ceiling , Suspended

gold

Inner colour black

IP20

3890 lm

1700 lm/m

optical inset 139 lm/W<sup>1</sup>

### LED

3000 K

CRI  $\geq 90$

L80 / 50000 h

initial MacAdam  $\leq 3$  SDCM

R<sub>g</sub>: 99 , R<sub>r</sub>: 91 , R<sub>t(1-15)</sub>: 89

MR 0.61

MDER 0.55

### Optical

PstLM  $\leq 1.0$  <sup>2</sup>

SVM  $\leq 0.4$  <sup>2</sup>

### Electrical

non DIM

48 V

fixture 33 W

optical inset 27.9 W

PC3

14 W/m

### Physical

length 2420 mm

width 48 mm

height 60 mm

3.2 kg

<sup>1</sup> incl. consideration of optical losses  
<sup>2</sup> Value of containing product at full load (undimmed)

## Installation instructions



## Lighting calculator



# MOVE IT 45 track indirect

050-743851G



Project / Type \_\_\_\_\_

Notes \_\_\_\_\_

Count / Date \_\_\_\_\_

## Maintenance Factors

Operating Time [h]	10 000	20 000	30 000	40 000	50 000
LLMF	0.96	0.92	0.87	0.83	0.8
LSF	1	1	1	1	1

MF	LMF × RSMF × LLMF × LSF	RSMF <sup>a</sup>	Room Surface Maintenance Factor
MF	Maintenance Factor	LLMF	Lamp Lumens Maintenance Factor
LMF <sup>a</sup>	Luminaire Maintenance Factor	LSF	Lamp Survival Faktor

<sup>a</sup> According to "CIE 97, Maintenance of indoor electric lighting systems", 2005, ISBN 3-900-734-34-8. The values must be determined by the planner.

## Mounting accessories

### CABLE SUSPENSION

COLOUR	ARTICLE NUMBER(S)
chrome	005-2152110
black	005-2152118



### CANOPY

COLOUR	L-W-H (MM)	ARTICLE NUMBER(S)
traffic white	90-90-22	005-2311717
jet black	90-90-22	005-2311718



### END CAP

COLOUR	L-W-H (MM)	ARTICLE NUMBER(S)
jet black	60-48-3	050-7330008
gold / black	60-48-3	050-733000G
white / black	60-48-3	050-733000P
special colours	60-48-3	050-733000X



## Mounting accessories

### MECHANICAL LINEAR CONNECTOR

COLOUR	ARTICLE NUMBER(S)
chrome	050-2011310
black	050-2011318



### MECHANICAL LINEAR CONNECTOR SURFACE

ARTICLE NUMBER(S)
050-2011410



### MECHANICAL & ELECTRICAL LINEAR CONNECTOR

ARTICLE NUMBER(S)
050-2031230



# MOVE IT 45 track indirect

050-743851G



Project / Type

Notes

Count / Date

## Mounting accessories

### NODE CONNECTOR

TYPE	COLOUR	Ø (MM)	ARTICLE NUMBER(S)
chrome cable	traffic white	64	050-2033137
chrome cable	jet black	64	050-2033138
chrome cable	special colours	64	050-203313X
black cable	traffic white	64	050-2033147
black cable	jet black	64	050-2033148
black cable	special colours	64	050-203314X
chrome cable	traffic white	64	050-2022237
chrome cable	jet black	64	050-2022238
chrome cable	special colours	64	050-202223X
black cable	traffic white	64	050-2022247
black cable	jet black	64	050-2022248
black cable	special colours	64	050-202224X



### NODE END CAP

TYPE	COLOUR	ARTICLE NUMBER(S)
incl. electrical connector	jet black	050-7300108
incl. electrical connector	white / black	050-730010P
incl. electrical connector	special colours	050-730010X



## Electrical accessories

### POWER FEEDER UNIT

TYPE	L·W·H (MM)	ARTICLE NUMBER(S)
non DIM	78-28-6	050-2022110
DALI-2	78-28-6	050-2022130
non DIM	78-28-6	050-2024110



## Electrical accessories

### POWER SUPPLY INTRACK

TYPE	L·W·H (MM)	ARTICLE NUMBER(S)
150 W   incl. cable 2000 mm	453-43-48	050-2071238
250 W   incl. cable 2000 mm	453-43-48	050-2071338



# MOVE IT 45 track indirect

050-743851G



Project / Type

Notes

Count / Date

## Electrical accessories

### POWER SUPPLY SURFACE

COLOUR	L-W-H (MM)	ARTICLE NUMBER(S)
traffic white	305-144-54	050-2055117
jet black	305-144-54	050-2055118
traffic white	305-144-54	050-2055137
jet black	305-144-54	050-2055138
traffic white	455-104-40	050-2055417
jet black	455-104-40	050-2055418
traffic white	455-104-40	050-2055437
jet black	455-104-40	050-2055438
traffic white	455-104-40	050-2055217
jet black	455-104-40	050-2055218
traffic white	455-104-40	050-2055237
jet black	455-104-40	050-2055238
traffic white	455-104-40	050-2055517
jet black	455-104-40	050-2055518
traffic white	455-104-40	050-2055537
jet black	455-104-40	050-2055538
traffic white	305-144-54	050-2055317
jet black	305-144-54	050-2055318
traffic white	305-144-54	050-2055337
jet black	305-144-54	050-2055338



## Electrical accessories

### POWER SUPPLY EXTERNAL

TYPE	L-W-H (MM)	ARTICLE NUMBER(S)
60 W	163-43-32	002-62133
100 W	350-30-18	002-62134
150 W	350-30-18	002-62135
250 W	400-40-22	002-62139
320 W	252-90-44	002-60320



## Optional electrical accessories

### DIN RAIL POWER SUPPLY

TYPE	L-W-H (MM)	ARTICLE NUMBER(S)
160 W	72-90-63	005-6520210



### DIN RAIL POWER SUPPLY PRO

TYPE	L-W-H (MM)	ARTICLE NUMBER(S)
240 W	60-125-100	005-6220110
480 W	100-125-120	005-6220210



## Electrical accessories

### DALI-2 SELV DEVICE

TYPE	L-W-H (MM)	ARTICLE NUMBER(S)
control unit	212-37-26	050-2061130



# MOVE IT 45 track indirect

050-743851G



Project / Type

Notes

Count / Date

## Optical accessories

### BLIND COVER

TYPE	COLOUR	ARTICLE NUMBER(S)
1217 mm	jet black	050-7034008
2417 mm	jet black	050-7038008
3622 mm	jet black	050-7039008



### END CAP

COLOUR	L-W-H (MM)	ARTICLE NUMBER(S)
jet black	60-48-3	050-7330008
white / black	60-48-3	050-733000P

