




Project / Type

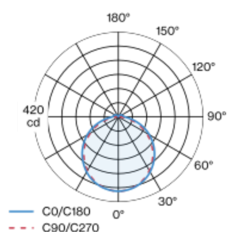
Notes

Count / Date

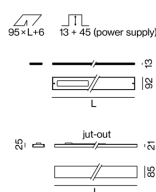


Low profile recessed channel, height 13 mm; suitable for rimless installation in 12.5mm plasterboard ceilings; specially designed trim with grooves for better adhesion of smoothing compound; suitable for wall or ceiling mounting; for continuous lighting systems; surface white powder coated; easy mounting without need to cut the substructure; fall-safe light inset made of extruded aluminium profile, can be inserted in the canal without tools by magnetic holders; side coupled light directed downward through LGP (LIGHT GUIDING PRISM) body and high efficiency reflector; HPO (High Performance Opal) cover for uniform illumination; jut-out cover; light colour 3000 K; binning initial MacAdam ≤ 3 SDCM; CRI ≥ 80 ; min. 90% of luminous flux after 50000 operating hours; energy efficient LEDs with high CRI; degree of protection from below IP40 (from above IP20); PC2; 220-240 V; internal wiring in light halogen free; incl. external converter for ceiling insertion; DALI-2 control; accessories are listed separately; light source not replaceable; control gear replaceable by an authorized professional;

Light distribution



Product drawing



General

Ceiling / Wall , Recessed

white , RAL 9016 ¹

front IP40 , back IP20

1170 lm

1920 lm/m

LED

3000 K

CRI ≥ 80

L90 / 50000 h

initial MacAdam ≤ 3 SDCM

MR 0.54

MDER 0.49

Optical

Jut-Out

opal (lamberts)

PstLM ≤ 1.0 ²SVM ≤ 0.4 ²

Electrical

DALI-2

220-240 V

system 10.8 W

system 108 lm/W³

PC2

1 DALI Addr.

18 W/m

Physical

trimless

length 613 mm

width 92 mm

height 23 mm

1.9 kg

Cutout

length 619 mm

width 95 mm

min. ceiling thickness 12.5 mm

max. ceiling thickness 25 mm

recessed depth 58 mm

recessed depth: 12.5 mm (ceiling) + 45 mm (converter)

¹ RAL code ² Value of containing product at full load (undimmed)

³ FIXTURE: incl. consideration of optical losses & internal control unit losses SYSTEM: incl. consideration of optical losses, internal control unit losses & operating device efficiency.

Installation instructions

