

LENO jut-out

suspended system


051-8218637J 051-8930248



Project / Type

Notes

Count / Date



General

Ceiling , Suspended

black , RAL9005 ¹

Channel jet black

2040 lm/m

IP20

4970 lm

LED

4000 K

CRI ≥ 80

L90 / 50000 h

photobio. safety RG 0 - no Risk

initial MacAdam ≤ 3 SDCM

MR 0.72

MDER 0.66

Optical

Jut-Out

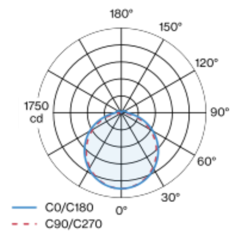
opal (lambertsch)

PstLM ≤ 1.0 ²

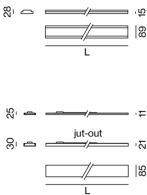
SVM ≤ 0.4 ²

Low profile suspended luminaire, 28 mm total height; converter integrated into luminaire housing; for suspended mounting (1500 mm cable suspension as an accessory); with integrated toolless suspension height adjustment on the luminaire; for continuous lighting systems; surface black powder coated; fall-safe light inset made of extruded aluminium profile, can be inserted in the canal without tools by magnetic holders; side coupled light directed downward through LGP (LIGHT GUIDING PRISM) body and high efficiency reflector; HPO (High Performance Opal) cover for uniform illumination; jut-out cover; light colour 4000 K; binning initial MacAdam ≤ 3 SDCM; CRI ≥ 80; min. 90% of luminous flux after 50000 operating hours; energy efficient LEDs with high CRI; degree of protection IP20; PC2 220-240V; photobiological safety according to IEC 62471 risk group RG 0 - no Risk; internal wiring in light halogen free; incl. DALI-2 converter; accessories are listed separately; light source not replaceable; control gear replaceable by an authorized professional;

Light distribution



Product drawing



Electrical

DALI-2

system 38 W

PC2 220-240V

system 131 lm/W³

1 DALI Addr.

16 W/m

Physical

cable 1500 mm

length 2438 mm

width 89 mm

height 38 mm

5.8 kg

¹ RAL code ² Value of containing product at full load (undimmed)
³ incl. optical losses and the efficiency of the operating device (converter)

Installation instructions



Lighting calculator





Project / Type _____

Notes _____

Count / Date _____

Maintenance Factors

Operating Time [h]	10 000	20 000	30 000	40 000	50 000
LLMF	0.98	0.95	0.93	0.91	0.9
LSF	1	1	1	1	1
MF	LMF × RSMF × LLMF × LSF		RSMF ^a	Room Surface Maintenance Factor	
MF	Maintenance Factor		LLMF	Lamp Lumens Maintenance Factor	
LMF ^a	Luminaire Maintenance Factor		LSF	Lamp Survival Faktor	

^a According to "CIE 97, Maintenance of indoor electric lighting systems", 2005, ISBN 3-900-734-34-8. The values must be determined by the planner.

Circuit Breaker Types

Automatic Circuit Breaker Type	Number of Fixtures
B10	18
B13	24
B16	30
B20	37
C10	31
C13	40
C16	51
C20	62

Components

INSTALLATION CHANNEL

TYPE	COLOUR	L-W-H (MM)	ARTICLE NUMBER(S)
2438 mm	jet black	2438-89-28	051-8930248



Mounting accessories

END CAPS

COLOUR	ARTICLE NUMBER(S)
pure white	051-8992217
jet black	051-8992218



Mounting accessories

LINEAR CONNECTOR

TYPE	ARTICLE NUMBER(S)
1 pair	051-8993110
10 pairs	051-8993110:10



CABLE SUSPENSION

ARTICLE NUMBER(S)
005-2122110



Mounting accessories

CANOPY / FEEDER CABLE

TYPE	COLOUR	L-W-H (MM)	ARTICLE NUMBER(S)
5 x 1,5 mm ²	pure white	90-90-22	005-2212417
5 x 1,5 mm ²	jet black	90-90-22	005-2212418





Project / Type

Notes

Count / Date

Electrical accessories

POWER FEEDER CONNECTOR

ARTICLE NUMBER(S)
051-8992330



Other accessories

DISMOUNTING TOOL

TYPE
vacuum cup

ARTICLE NUMBER(S)
086-30000

