


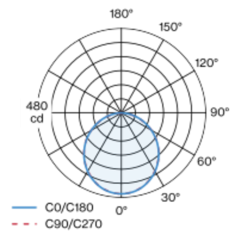


Project / Type
Notes
Count / Date

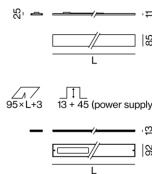


Low profile recessed channel, height 13 mm; suitable for rimless installation in 12.5mm plasterboard ceilings; specially designed trim with grooves for better adhesion of smoothing compound; suitable for wall or ceiling mounting; surface white powder coated; easy mounting without need to cut the substructure; fall-safe light inset made of extruded aluminium profile, can be inserted in the canal without tools by magnetic holders; side coupled light directed downward through LGP (LIGHT GUIDING PRISM) body and high efficiency reflector; HPO (High Performance Opal) cover for uniform illumination; flush cover; light colour 4000 K; binning initial MacAdam ≤ 3 SDCM; CRI ≥ 80 ; min. 90% of luminous flux after 50000 operating hours; energy efficient LEDs with high CRI; degree of protection from below IP40 (from above IP20); PC2; 220-240 V; internal wiring in light halogen free; incl. external converter for ceiling insertion; DALI-2 control; light source not replaceable; control gear replaceable by an authorized professional;

Light distribution



Product drawing



General

Ceiling / Wall , Recessed
white , RAL 9016 ¹
front IP40 , back IP20
1300 lm
2120 lm/m

LED

4000 K
CRI ≥ 80
L90 / 50000 h
initial MacAdam ≤ 3 SDCM
MR 0.72
MDER 0.66

Optical

High Performance Opal
opal (lambertsch)
PstLM ≤ 1.0 ²
SVM ≤ 0.4 ²

Electrical

DALI-2
220-240 V
system 10.8 W
system 120 lm/W ³
PC2
1 DALI Addr.
18 W/m

Physical

trimless
length 616 mm
width 92 mm
height 13 mm
1.6 kg

Cutout

length 619 mm
width 95 mm
min. ceiling thickness 12.5 mm
max. ceiling thickness 25 mm
recessed depth 58 mm
recessed depth: 12.5 mm (ceiling) + 45 mm (converter)

¹ RAL code ² Value of containing product at full load (undimmed)
³ incl. consideration of optical losses, internal control unit losses & operating device efficiency

Installation instructions





Project / Type

Notes

Count / Date

Maintenance Factors

Operating Time [h]	10 000	20 000	30 000	40 000	50 000
LLMF	0.98	0.95	0.93	0.91	0.9
LSF	1	1	1	1	1
MF	LMF × RSMF × LLMF × LSF		RSMF ^a	Room Surface Maintenance Factor	
MF	Maintenance Factor		LLMF	Lamp Lumens Maintenance Factor	
LMF ^a	Luminaire Maintenance Factor		LSF	Lamp Survival Faktor	

^a According to "CIE 97, Maintenance of indoor electric lighting systems", 2005, ISBN 3-900-734-34-8. The values must be determined by the planner.

Circuit Breaker Types

Automatic Circuit Breaker Type	Number of Fixtures
B10	22
B13	30
B16	36
B20	46
C10	36
C13	50
C16	60
C20	76

Other accessories

DISMOUNTING TOOL

TYPE	ARTICLE NUMBER(S)
vacuum cup	086-30000

