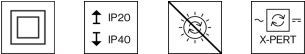




Project / Type

Notes

Count / Date



General

Ceiling / Wall , Recessed

white , RAL9016 ¹

front IP40 , back IP20

3670 lm

2010 lm/m

LED

3000 K

CRI ≥ 80

L90 / 50000 h

initial MacAdam ≤ 3 SDCM

MR 0.54

MDER 0.49

Optical

High Performance Opal

opal (lambertsch)

PstLM ≤ 1.0 ²

SVM ≤ 0.4 ²

Electrical

DALI-2

220-240 V

system 28.6 W

PC2

system 128 lm/W³

1 DALI Addr.

16 W/m

Physical

trimless

length 1833 mm

width 92 mm

height 13 mm

3.9 kg

Cutout

length 1836 mm

width 95 mm

min. ceiling thickness 12.5 mm

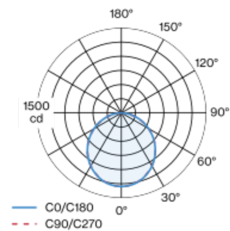
max. ceiling thickness 25 mm

recessed depth 58 mm

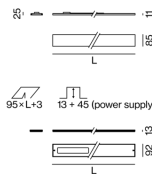
recessed depth: 12.5 mm (ceiling) + 45 mm (converter)

Low profile recessed channel, height 13 mm; suitable for rimless installation in 12.5mm plasterboard ceilings; specially designed trim with grooves for better adhesion of smoothing compound; suitable for wall or ceiling mounting; surface white powder coated; easy mounting without need to cut the substructure; fall-safe light inset made of extruded aluminium profile, can be inserted in the canal without tools by magnetic holders; side coupled light directed downward through LGP (LIGHT GUIDING PRISM) body and high efficiency reflector; HPO (High Performance Opal) cover for uniform illumination; flush cover; light colour 3000 K; binning initial MacAdam ≤ 3 SDCM; CRI ≥ 80; min. 90% of luminous flux after 50000 operating hours; energy efficient LEDs with high CRI; degree of protection from below IP40 (from above IP20); PC2; 220-240 V; internal wiring in light halogen free; incl. external converter for ceiling insertion; DALI-2 control; light source not replaceable; control gear replaceable by an authorized professional;

Light distribution



Product drawing





Project / Type

Notes

Count / Date

Maintenance Factors

Operating Time [h]	10 000	20 000	30 000	40 000	50 000
LLMF	0.98	0.95	0.93	0.91	0.9
LSF	1	1	1	1	1
MF	LMF × RSMF × LLMF × LSF		RSMF ^a	Room Surface Maintenance Factor	
MF	Maintenance Factor		LLMF	Lamp Lumens Maintenance Factor	
LMF ^a	Luminaire Maintenance Factor		LSF	Lamp Survival Faktor	

^a According to "CIE 97, Maintenance of indoor electric lighting systems", 2005, ISBN 3-900-734-34-8. The values must be determined by the planner.

Circuit Breaker Types

Automatic Circuit Breaker Type	Number of Fixtures
B10	13
B13	18
B16	22
B20	28
C10	21
C13	30
C16	36
C20	46

Other accessories

DISMOUNTING TOOL

TYPE	ARTICLE NUMBER(S)
vacuum cup	086-30000

