

LENO asymmetric

trimless system

051-8016637A 051-8900187



Project / Type

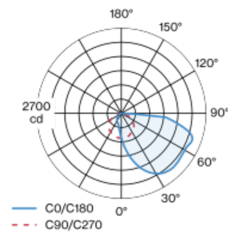
Notes

Count / Date

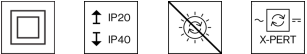
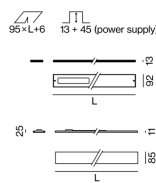


Low profile recessed channel, height 13 mm; suitable for rimless installation in 12.5mm plasterboard ceilings; specially designed trim with grooves for better adhesion of smoothing compound; suitable for wall or ceiling mounting; for continuous lighting systems; surface white powder coated; easy mounting without need to cut the substructure; fall-safe light inset made of extruded aluminium profile, can be inserted in the canal without tools by magnetic holders; with asymmetric light distribution; light colour 4000 K; binning initial MacAdam ≤ 3 SDCM; CRI ≥ 80 ; min. 90% of luminous flux after 50000 operating hours; energy efficient LEDs with high CRI; degree of protection from below IP40 (from above IP20); PC2; 220-240 V; internal wiring in light halogen free; incl. external converter for ceiling insertion; DALI-2 control; accessories are listed separately; light source not replaceable; control gear replaceable by an authorized professional;

Light distribution



Product drawing



General

Ceiling / Wall , Recessed

white , RAL9016 ¹

front IP40 , back IP20

4990 lm

LED

4000 K

CRI ≥ 80

L90 / 50000 h

initial MacAdam ≤ 3 SDCM

MR 0.72

MDER 0.66

Optical

Asymmetric Wallwasher

asymmetric

PstLM ≤ 1.0 ²

SVM ≤ 0.4 ²

Electrical

DALI-2

220-240 V

system 47 W

PC2

system 106 lm/W³

1 DALI Addr.

26 W/m

Physical

trimless

length 1830 mm

width 92 mm

height 13 mm

2.6 kg

Cutout

length 1836 mm

width 95 mm

min. ceiling thickness 12.5 mm

max. ceiling thickness 25 mm

recessed depth 58 mm

recessed depth: 12.5 mm (ceiling) + 45 mm (converter)

¹ RAL code ² Value of containing product at full load (undimmed)
³ incl. optical losses and the efficiency of the operating device (converter)

Installation instructions



LENO asymmetric

trimless system

051-8016637A 051-8900187



Project / Type

Notes

Count / Date

Maintenance Factors

Operating Time [h]	10 000	20 000	30 000	40 000	50 000
LLMF	0.98	0.95	0.93	0.91	0.9
LSF	1	1	1	1	1
MF	LMF × RSMF × LLMF × LSF		RSMF ^a Room Surface Maintenance Factor		
MF	Maintenance Factor		LLMF Lamp Lumens Maintenance Factor		
LMF ^a	Luminaire Maintenance Factor		LSF Lamp Survival Faktor		

^a According to "CIE 97, Maintenance of indoor electric lighting systems", 2005, ISBN 3-900-734-34-8. The values must be determined by the planner.

Circuit Breaker Types

Automatic Circuit Breaker Type	Number of Fixtures
B10	13
B13	18
B16	22
B20	28
C10	21
C13	30
C16	36
C20	46

Components

INSTALLATION CHANNEL

TYPE	L-W-H (MM)	ARTICLE NUMBER(S)
1830 mm	1830-92-13	051-8900187



Mounting accessories

END CAPS

TYPE	ARTICLE NUMBER(S)
1 pair	051-8990217



Mounting accessories

LINEAR CONNECTOR

TYPE	ARTICLE NUMBER(S)
1 pair	051-8990110
10 pairs	051-8990110.10



Other accessories

DISMOUNTING TOOL

TYPE	ARTICLE NUMBER(S)
vacuum cup	086-30000

