

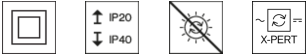
LENO microprismatic

trimless system

051-8018637G 051-8900247



Project / Type	
Notes	
Count / Date	



General

Ceiling / Wall , Recessed
white , RAL 9016 ¹
front IP40 , back IP20
4910 lm
2010 lm/m

LED

4000 K
CRI ≥ 80
L90 / 50000 h
initial MacAdam ≤ 3 SDCM
MR 0.72
MDER 0.66

Optical

Microprismatic
microprismatic
UGR < 19
PstLM ≤ 1.0 ²
SVM ≤ 0.4 ²

Electrical

DALI-2
220-240 V
system 38 W
system 129 lm/W ³
PC2
1 DALI Addr.
16 W/m

Physical

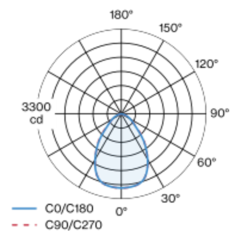
trimless
length 2438 mm
width 92 mm
height 13 mm
5.3 kg

Cutout

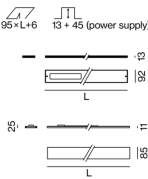
length 2444 mm
width 95 mm
min. ceiling thickness 12.5 mm
max. ceiling thickness 25 mm
recessed depth 58 mm
recessed depth: 12.5 mm (ceiling) + 45 mm (converter)

Low profile recessed channel, height 13 mm; suitable for rimless installation in 12.5mm plasterboard ceilings; specially designed trim with grooves for better adhesion of smoothing compound; suitable for wall or ceiling mounting; for continuous lighting systems; surface white powder coated; easy mounting without need to cut the substructure; fall-safe light inset made of extruded aluminium profile, can be inserted in the canal without tools by magnetic holders; side coupled light directed downward through LGP (LIGHT GUIDING PRISM) body and high efficiency reflector; micro prismatic PMMA diffuser incl. diffuser film for homogeneous illumination and reduced luminance; UGR ≤ 19; light colour 4000 K; binning initial MacAdam ≤ 3 SDCM; CRI ≥ 80; min. 90% of luminous flux after 50000 operating hours; energy efficient LEDs with high CRI; degree of protection from below IP40 (from above IP20); PC2; 220-240 V; internal wiring in light halogen free; incl. external converter for ceiling insertion; DALI-2 control; accessories are listed separately; light source not replaceable; control gear replaceable by an authorized professional;

Light distribution



Product drawing



[051-8018637G 051-8900247] The technical data represent rated values for an ambient temperature of 25°C. The data values for the luminous flux are initially subject to a tolerance of +/- 10%, those for the electrical connected load are initially subject to a tolerance of +/- 10%, and those for the colour temperature are initially subject to a tolerance of +/- 150 K. No liability is assumed for typographical or printing errors. The general terms and conditions of XAL GmbH apply.
© XAL GmbH · Auer-Welsbach-Gasse 36 · 8055 Graz · Austria · www.xal.com

06.04.2025



Project / Type

Notes

Count / Date

Installation instructions



LENO microprismatic

trimless system

051-8018637G 051-8900247



Project / Type _____

Notes _____

Count / Date _____

Maintenance Factors

Operating Time [h]	10 000	20 000	30 000	40 000	50 000
LLMF	0.98	0.95	0.93	0.91	0.9
LSF	1	1	1	1	1
MF	LMF × RSMF × LLMF × LSF		RSMF ^a	Room Surface Maintenance Factor	
MF	Maintenance Factor		LLMF	Lamp Lumens Maintenance Factor	
LMF ^a	Luminaire Maintenance Factor		LSF	Lamp Survival Faktor	

^a According to "CIE 97, Maintenance of indoor electric lighting systems", 2005, ISBN 3-900-734-34-8. The values must be determined by the planner.

Circuit Breaker Types

Automatic Circuit Breaker Type	Number of Fixtures
B10	13
B13	18
B16	22
B20	28
C10	21
C13	30
C16	36
C20	46

Components

INSTALLATION CHANNEL

L-W-H (MM)	ARTICLE NUMBER(S)
2438-92-13	051-8900247



Mounting accessories

END CAPS

TYPE	ARTICLE NUMBER(S)
1 pair	051-8990217



Mounting accessories

LINEAR CONNECTOR

TYPE	ARTICLE NUMBER(S)
1 pair	051-8990110
10 pairs	051-8990110.10



Other accessories

DISMOUNTING TOOL

TYPE	ARTICLE NUMBER(S)
vacuum cup	086-30000

