

# MOVE IT 25 track corner indirect

050-7401018



Project / Type \_\_\_\_\_

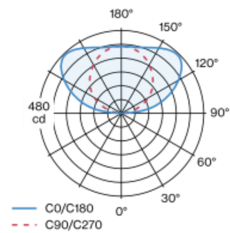
Notes \_\_\_\_\_

Count / Date \_\_\_\_\_

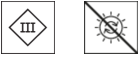
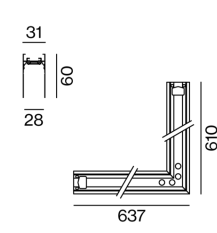


90° angle connector; Extruded aluminium profile with 28mm width groove; for suspended mounting (1500 mm cable suspension as an accessory); height adjustment without tools; with indirect light component for additional accentuation of the ceiling; indirect light component covered with opal lens cover; light colour 3000 K; binning initial MacAdam  $\leq 3$  SDCM; CRI  $\geq 90$ ; min. 80% of luminous flux after 50000 operating hours; energy efficient LEDs with high CRI; with integrated power rail profile for supply voltage feed; surface anodised black; light insets can be installed and moved without tools by means of magnetic holders+locking; degree of protection IP20; PC3; 48 V; accessories are listed separately; light source not replaceable;

## Light distribution



## Product drawing



## General

Ceiling , Suspended \_\_\_\_\_

black , RAL 9005 <sup>1</sup> \_\_\_\_\_

IP20 \_\_\_\_\_

1550 lm \_\_\_\_\_

1730 lm/m \_\_\_\_\_

optical inset 70 lm/W<sup>2</sup> \_\_\_\_\_

## LED

3000 K \_\_\_\_\_

CRI  $\geq 90$  \_\_\_\_\_

L80 / 50000 h \_\_\_\_\_

initial MacAdam  $\leq 3$  SDCM \_\_\_\_\_

R<sub>g</sub>: 99 , R<sub>f</sub>: 91 , R<sub>(1-15)</sub>: 89 \_\_\_\_\_

MR 0.61 \_\_\_\_\_

MDER 0.55 \_\_\_\_\_

## Electrical

non DIM \_\_\_\_\_

48 V \_\_\_\_\_

fixture 13.1 W \_\_\_\_\_

optical inset 11.2 W \_\_\_\_\_

PC3 \_\_\_\_\_

15 W/m \_\_\_\_\_

## Physical

length 637 mm \_\_\_\_\_

width 610 mm \_\_\_\_\_

height 60 mm \_\_\_\_\_

1.4 kg \_\_\_\_\_

<sup>1</sup> RAL code  
<sup>2</sup> OPTICAL INSET: incl. consideration of optical losses

## Installation instructions



## Lighting calculator

