




Project / Type
Notes
Count / Date



RG0 IEC 62471	220-240V	IP20 IP40	no sun symbol	X-PERT
------------------	----------	--------------	---------------	--------

General
Ceiling / Wall , Surface ¹ -Semi-Recessed ²
black , RAL9005 ³
jet black
2120 lm/m
front IP20 ¹ -IP40 ² , back IP20
1300 lm

LED
4000 K
CRI ≥ 80
L90 / 50000 h
photobio. safety RG 0 - no Risk
initial MacAdam ≤ 3 SDCM
MR 0.72
MDER 0.66

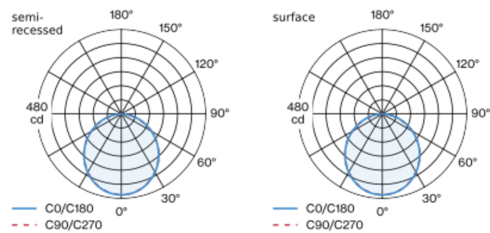
Optical
High Performance Opal
opal (lamBERTsch)
PstLM ≤ 1.0 ⁴
SVM ≤ 0.4 ⁴

Low profile recessed mounted luminaire, 15 mm visible height or low profile surface mounted luminaire, 28 mm total height; converter integrated into luminaire housing; suitable for wall or ceiling mounting; suitable for installation in primed or exposed concrete, in plasterboard constructions and in plastered walls or ceilings; for continuous lighting systems; surface black powder coated; fall-safe light inset made of extruded aluminium profile, can be inserted in the canal without tools by magnetic holders; side coupled light directed downward through LGP (LIGHT GUIDING PRISM) body and high efficiency reflector; HPO (High Performance Opal) cover for uniform illumination; flush cover; light colour 4000 K; binning initial MacAdam ≤ 3 SDCM; CRI ≥ 80; min. 90% of luminous flux after 50000 operating hours; energy efficient LEDs with high CRI; PC1 220-240V; photobiological safety according to IEC 62471 risk group RG 0 - no Risk; internal wiring in light halogen free; incl. DALI-2 converter; accessories are listed separately; light source not replaceable; control gear replaceable by an authorized professional;

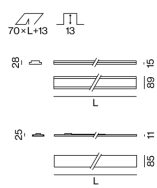
Electrical
DALI-2
system 10.8 W
PC1 220-240V
system 120 lm/W ⁵
1 DALI Addr.
18 W/m

Physical
length 613 mm
width 89 mm
height 28 mm
1.8 kg

Light distribution



Product drawing



Cutout
length 626 mm
width 70 mm
min. ceiling thickness 12.5 mm
recessed depth 13 mm

¹ surface ² semi-recessed ³ RAL code
⁴ Value of containing product at full load (undimmed)
⁵ incl. optical losses and the efficiency of the operating device (converter)

Installation instructions





Project / Type

Notes

Count / Date

Maintenance Factors

Operating Time [h]	10 000	20 000	30 000	40 000	50 000
LLMF	0.98	0.95	0.93	0.91	0.9
LSF	1	1	1	1	1
MF	LMF × RSMF × LLMF × LSF		RSMF ^a	Room Surface Maintenance Factor	
MF	Maintenance Factor		LLMF	Lamp Lumens Maintenance Factor	
LMF ^a	Luminaire Maintenance Factor		LSF	Lamp Survival Faktor	

^a According to "CIE 97, Maintenance of indoor electric lighting systems", 2005, ISBN 3-900-734-34-8. The values must be determined by the planner.

Circuit Breaker Types

Automatic Circuit Breaker Type	Number of Fixtures
B10	18
B13	24
B16	30
B20	37
C10	31
C13	40
C16	51
C20	62

Components

INSTALLATION CHANNEL

TYPE	COLOUR	L-W-H (MM)	ARTICLE NUMBER(S)
613 mm	jet black	613-89-28	051-8920068



Mounting accessories

END CAPS

COLOUR	ARTICLE NUMBER(S)
pure white	051-8992217
jet black	051-8992218



Mounting accessories

LINEAR CONNECTOR

TYPE	ARTICLE NUMBER(S)
1 pair	051-8992110
10 pairs	051-8992110:10



POWER FEEDER CONNECTOR

ARTICLE NUMBER(S)
051-8992330



Other accessories

DISMOUNTING TOOL

TYPE	ARTICLE NUMBER(S)
vacuum cup	086-30000

