




Project / Type

Notes

Count / Date



RG0  
IEC 62471

220-240V

↑ IP20  
↓ IP40

General

Ceiling / Wall , Semi-Recessed

black , RAL9005 <sup>1</sup>

1920 lm/m

front IP40 , back IP20

1170 lm

LED

3000 K

CRI ≥ 80

L90 / 50000 h

photobio. safety RG 0 - no Risk

initial MacAdam ≤ 3 SDCM

MR 0.54

MDER 0.49

Optical

Jut-Out

opal (lambertsch)

PstLM ≤ 1.0 <sup>2</sup>

SVM ≤ 0.4 <sup>2</sup>

Electrical

DALI-2

system 10.8 W

PC1 220-240V

system 108 lm/W<sup>3</sup>

1 DALI Addr.

18 W/m

Physical

length 618 mm

width 89 mm

height 38 mm

2.15 kg

Cutout

length 626 mm

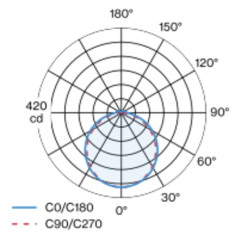
width 70 mm

min. ceiling thickness 12.5 mm

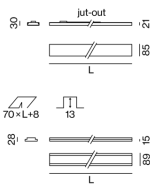
recessed depth 13 mm

Low profile recessed mounted luminaire, 15 mm visible height; converter integrated into luminaire housing; suitable for installation in primed or exposed concrete, in plasterboard constructions and in plastered walls or ceilings; suitable for wall or ceiling mounting; surface black powder coated; fall-safe light inset made of extruded aluminium profile, can be inserted in the canal without tools by magnetic holders; side coupled light directed downward through LGP (LIGHT GUIDING PRISM) body and high efficiency reflector; HPO (High Performance Opal) cover for uniform illumination; jut-out cover; light colour 3000 K; binning initial MacAdam ≤ 3 SDCM; CRI ≥ 80; min. 90% of luminous flux after 50000 operating hours; energy efficient LEDs with high CRI; degree of protection from below IP40 (from above IP20); PC1 220-240V; photobiological safety according to IEC 62471 risk group RG 0 - no Risk; internal wiring in light halogen free; incl. DALI-2 converter; light source not replaceable; control gear replaceable by an authorized professional;

Light distribution



Product drawing



<sup>1</sup> RAL code <sup>2</sup> Value of containing product at full load (undimmed)  
<sup>3</sup> incl. optical losses and the efficiency of the operating device (converter)

Installation instructions

