




Project / Type

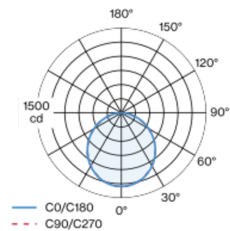
Notes

Count / Date

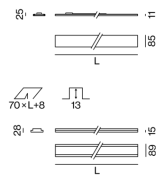


Low profile recessed mounted luminaire, 15 mm visible height; converter integrated into luminaire housing; suitable for installation in primed or exposed concrete, in plasterboard constructions and in plastered walls or ceilings; suitable for wall or ceiling mounting; surface black powder coated; fall-safe light inset made of extruded aluminium profile, can be inserted in the canal without tools by magnetic holders; side coupled light directed downward through LGP (LIGHT GUIDING PRISM) body and high efficiency reflector; HPO (High Performance Opal) cover for uniform illumination; flush cover; light colour 3000 K; binning initial MacAdam  $\leq 3$  SDCM; CRI  $\geq 80$ ; min. 90% of luminous flux after 50000 operating hours; energy efficient LEDs with high CRI; degree of protection from below IP40 (from above IP20); PC1 220-240V; photobiological safety according to IEC 62471 risk group RG 0 - no Risk; internal wiring in light halogen free; incl. DALI-2 converter; light source not replaceable; control gear replaceable by an authorized professional;

Light distribution



Product drawing



RG0  
IEC 62471

220-240V

IP20  
IP40

IP20  
IP40

X-PERT

General

Ceiling / Wall , Semi-Recessed

black , RAL9005 <sup>1</sup>

2010 lm/m

front IP40 , back IP20

3670 lm

LED

3000 K

CRI  $\geq 80$

L90 / 50000 h

photobio. safety RG 0 - no Risk

initial MacAdam  $\leq 3$  SDCM

MR 0.54

MDER 0.49

Optical

High Performance Opal

opal (lambertsch)

PstLM  $\leq 1.0$  <sup>2</sup>

SVM  $\leq 0.4$  <sup>2</sup>

Electrical

DALI-2

system 28.6 W

PC1 220-240V

system 128 lm/W<sup>3</sup>

1 DALI Addr.

16 W/m

Physical

length 1835 mm

width 89 mm

height 28 mm

5.4 kg

Cutout

length 1843 mm

width 70 mm

min. ceiling thickness 12.5 mm

recessed depth 13 mm

<sup>1</sup> RAL code <sup>2</sup> Value of containing product at full load (undimmed)  
<sup>3</sup> incl. optical losses and the efficiency of the operating device (converter)

Installation instructions





Project / Type

Notes

Count / Date

Maintenance Factors

Operating Time [h]	10 000	20 000	30 000	40 000	50 000
LLMF	0.98	0.95	0.93	0.91	0.9
LSF	1	1	1	1	1
MF	LMF × RSMF × LLMF × LSF		RSMF <sup>a</sup>	Room Surface Maintenance Factor	
MF	Maintenance Factor		LLMF	Lamp Lumens Maintenance Factor	
LMF <sup>a</sup>	Luminaire Maintenance Factor		LSF	Lamp Survival Faktor	

<sup>a</sup> According to "CIE 97, Maintenance of indoor electric lighting systems", 2005, ISBN 3-900-734-34-8. The values must be determined by the planner.

Circuit Breaker Types

Automatic Circuit Breaker Type	Number of Fixtures
B10	18
B13	24
B16	30
B20	37
C10	31
C13	40
C16	51
C20	62

Other accessories

DISMOUNTING TOOL

TYPE	ARTICLE NUMBER(S)
vacuum cup	086-30000

