

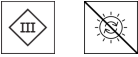
# MOVE IT 25 S track corner

indirect

050-7411038



Project / Type	
Notes	
Count / Date	



### General

Ceiling , Suspended	
black , RAL9005 <sup>1</sup>	
15200 lm/m	
IP20	
1550 lm	

### LED

3000 K	
CRI ≥ 90	
L80 / 50000 h	
initial MacAdam ≤ 3 SDCM	
R <sub>g</sub> : 99 , R <sub>r</sub> : 91 , R <sub>t(1-15)</sub> : 89	
MR 0.61	
MDER 0.55	

### Optical

PstLM ≤ 1.0 <sup>2</sup>	
SVM ≤ 0.4 <sup>2</sup>	

### Electrical

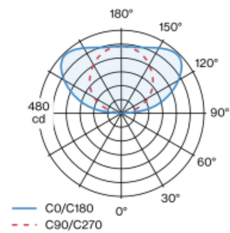
DALI-2 single control	
48 V	
inset 13.1 W	
PC3	
inset 118 lm/W <sup>3</sup>	
129 W/m	

### Physical

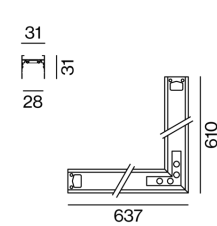
length 637 mm	
width 610 mm	
height 31 mm	
3.3 kg	

90° angle connector; Thin extruded aluminium profile with 31mm height and 28mm width groove; for suspended mounting (1500 mm cable suspension as an accessory); height adjustment without tools; with indirect light component for additional accentuation of the ceiling; indirect light component covered with opal lens cover; light colour 3000 K; binning initial MacAdam ≤ 3 SDCM; CRI ≥ 90; min. 80% of luminous flux after 50000 operating hours; energy efficient LEDs with high CRI; with integrated power track profile for take off of supply voltage and DALI signal; surface anodised black; light insets can be installed and moved without tools by means of magnetic holders+locking; degree of protection IP20; PC3; accessories are listed separately; light source not replaceable;

### Light distribution



### Product drawing



<sup>1</sup> RAL code <sup>2</sup> Value of containing product at full load (undimmed)  
<sup>3</sup> incl. optical losses and the efficiency of the operating device (converter)

### Installation instructions



### Lighting calculator

