


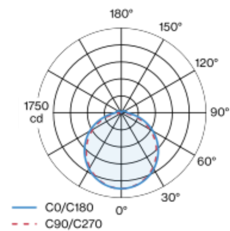


Project / Type
Notes
Count / Date

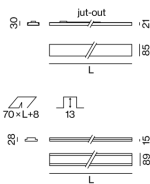


Low profile recessed mounted luminaire, 15 mm visible height; converter integrated into luminaire housing; suitable for installation in primed or exposed concrete, in plasterboard constructions and in plastered walls or ceilings; suitable for wall or ceiling mounting; surface white powder coated; fall-safe light inset made of extruded aluminium profile, can be inserted in the canal without tools by magnetic holders; side coupled light directed downward through LGP (LIGHT GUIDING PRISM) body and high efficiency reflector; HPO (High Performance Opal) cover for uniform illumination; jut-out cover; light colour 4000 K; binning initial MacAdam ≤ 3 SDCM; CRI ≥ 80 ; min. 90% of luminous flux after 50000 operating hours; energy efficient LEDs with high CRI; degree of protection from below IP40 (from above IP20); PC1 220-240V; photobiological safety according to IEC 62471 risk group RG 0 - no Risk; internal wiring in light halogen free; incl. DALI-2 converter; light source not replaceable; control gear replaceable by an authorized professional;

Light distribution



Product drawing



RG0 IEC 62471	220-240V	IP20 IP40	X-PERT
------------------	----------	--------------	--------

General

Ceiling / Wall , Semi-Recessed
white , RAL9010 ¹
2040 lm/m
front IP40 , back IP20
4970 lm

LED

4000 K
CRI ≥ 80
L90 / 50000 h
photobio. safety RG 0 - no Risk
initial MacAdam ≤ 3 SDCM
MR 0.72
MDER 0.66

Optical

Jut-Out
opal (lambertsch)
PstLM ≤ 1.0 ²
SVM ≤ 0.4 ²

Electrical

DALI-2
system 38 W
PC1 220-240V
system 131 lm/W ³
1 DALI Addr.
16 W/m

Physical

length 2443 mm
width 89 mm
height 38 mm
7.2 kg

Cutout

length 2451 mm
width 70 mm
min. ceiling thickness 12.5 mm
recessed depth 13 mm

¹ RAL code ² Value of containing product at full load (undimmed)
³ incl. optical losses and the efficiency of the operating device (converter)

Installation instructions

