

MOVE IT 25 S track


indirect
050-741851X



Project / Type

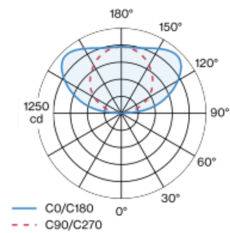
Notes

Count / Date

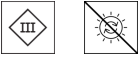



Thin extruded aluminium profile with 31mm height and 28mm width groove; for suspended mounting (1500 mm cable suspension as an accessory); height adjustment without tools; with indirect light component for additional accentuation of the ceiling; indirect light component covered with opal lens cover; light colour 3000 K; binning initial MacAdam ≤ 3 SDCM; CRI ≥ 90 ; min. 80% of luminous flux after 50000 operating hours; energy efficient LEDs with high CRI; with integrated power rail profile for supply voltage feed; surface special colours powder coated; Inner colour anodised black; light insets can be installed and moved without tools by means of magnetic holders+locking; degree of protection IP20; PC3; accessories are listed separately; light source not replaceable;

Light distribution



Product drawing



General

Ceiling , Suspended

special colours , RAL9005 ¹

Inner colour black

1700 lm/m

IP20

3890 lm

LED

3000 K

CRI ≥ 90

L80 / 50000 h

initial MacAdam ≤ 3 SDCM

R_g: 99 , R_f: 91 , R₍₁₋₁₅₎: 89

MR 0.61

MDER 0.55

Optical

PstLM ≤ 1.0 ²

SVM ≤ 0.4 ²

Electrical

non DIM

48 V

inset 33 W

PC3

inset 118 lm/W³

14 W/m

Physical

length 2420 mm

width 31 mm

height 31 mm

2.1 kg

¹ RAL code ² Value of containing product at full load (undimmed)
³ incl. optical losses and the efficiency of the operating device (converter)

Installation instructions



Lighting calculator



MOVE IT 25 S track

indirect
050-741851X



Project / Type

Notes

Count / Date

Maintenance Factors

Operating Time [h]	10 000	20 000	30 000	40 000	50 000
LLMF	0.96	0.92	0.87	0.83	0.8
LSF	1	1	1	1	1

MF

LMF × RSMF × LLMF × LSF

MF

Maintenance Factor

LMF^a

Luminaire Maintenance Factor

RSMF^a

Room Surface Maintenance Factor

LLMF

Lamp Lumens Maintenance Factor

LSF

Lamp Survival Faktor

^a According to "CIE 97, Maintenance of indoor electric lighting systems", 2005, ISBN 3-900-734-34-8. The values must be determined by the planner.

Mounting accessories

CABLE SUSPENSION

COLOUR	ARTICLE NUMBER(S)
chrome	005-2152110
black	005-2152118



CANOPY

COLOUR	L-W-H (MM)	ARTICLE NUMBER(S)
traffic white	90-90-22	005-2311717
jet black	90-90-22	005-2311718



MOVE IT 25 S track

indirect
050-741851X



Project / Type

Notes

Count / Date

Electrical accessories

MECHANICAL LINEAR CONNECTOR

COLOUR	ARTICLE NUMBER(S)
chrome	050-2011310
black	050-2011318



MECHANICAL & ELECTRICAL LINEAR CONNECTOR

ARTICLE NUMBER(S)
050-2031230



POWER SUPPLY INTRACK

TYPE	L-W-H (MM)	ARTICLE NUMBER(S)
100 W incl. cable 2000 mm	403-26-46	050-2071038
150 W incl. cable 2000 mm	403-26-46	050-2071138



POWER SUPPLY EXTERNAL

TYPE	L-W-H (MM)	ARTICLE NUMBER(S)
60 W	163-43-32	002-62133
100 W	350-30-18	002-62134
150 W	350-30-18	002-62135
250 W	400-40-22	002-62139
320 W	252-90-44	002-60320



DALI-2 SELV DEVICE

TYPE	L-W-H (MM)	ARTICLE NUMBER(S)
control unit	212-37-26	050-2061130



DALI DAYLIGHT & MOVEMENT SENSOR

L-W-H (MM)	ARTICLE NUMBER(S)
125-28-45	050-2063178



POWER FEEDER UNIT

TYPE	L-W-H (MM)	ARTICLE NUMBER(S)
DALI-2	78-28-6	050-2024130



Electrical accessories

POWER FEEDER UNIT

TYPE	L-W-H (MM)	ARTICLE NUMBER(S)
non DIM	78-28-6	050-2020110
DALI-2	78-28-6	050-2020130



["050-741851X"] The technical data represent rated values for an ambient temperature of 25°C. The data values for the luminous flux are initially subject to a tolerance of +/- 10%, those for the electrical connected load are initially subject to a tolerance of +/- 10%, and those for the colour temperature are initially subject to a tolerance of +/- 150 K. No liability is assumed for typographical or printing errors. The general terms and conditions of XAL GmbH apply.
© XAL GmbH · Auer-Welsbach-Gasse 36 · 8055 Graz · Austria · www.xal.com

MOVE IT 25 S track

indirect
050-741851X



Project / Type

Notes

Count / Date

Optional electrical accessories

DIN RAIL POWER SUPPLY PRO

L-W-H (MM)	ARTICLE NUMBER(S)
60-125-100	005-6220110
100-125-120	005-6220210



DIN RAIL POWER SUPPLY

TYPE	L-W-H (MM)	ARTICLE NUMBER(S)
160 W	72-90-63	005-6520210



Optical accessories

BLIND COVER

TYPE	COLOUR	ARTICLE NUMBER(S)
1217 mm	jet black	050-7004008
2417 mm	jet black	050-7008008
3622 mm	jet black	050-7009008



END CAPS

TYPE	COLOUR	L-W-H (MM)	ARTICLE NUMBER(S)
1 pair	jet black	31-31-3	050-7310008
1 pair	gold / black	31-31-3	050-731000G
1 pair	white / black	31-31-3	050-731000P
1 pair	special colours	31-31-3	050-731000X

