




Project / Type

Notes

Count / Date



General

Ceiling , Suspended

black , RAL9005 <sup>1</sup>

2010 lm/m

IP20

4900 lm

LED

3000 K

CRI ≥ 80

L90 / 50000 h

initial MacAdam ≤ 3 SDCM

MR 0.54

MDER 0.49

Optical

High Performance Opal

opal (lambertsch)

PstLM ≤ 1.0 <sup>2</sup>

SVM ≤ 0.4 <sup>2</sup>

Electrical

DALI-2

220-240 V

system 38 W

PC1

system 129 lm/W<sup>3</sup>

1 DALI Addr.

16 W/m

Physical

cable 1500 mm

length 2443 mm

width 89 mm

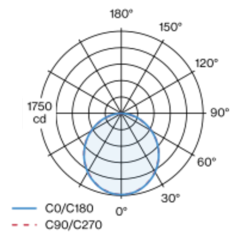
height 28 mm

5.5 kg

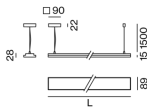
<sup>1</sup> RAL code <sup>2</sup> Value of containing product at full load (undimmed)

<sup>3</sup> incl. optical losses and the efficiency of the operating device (converter)

Light distribution



Product drawing



Installation instructions



Lighting calculator

