

LENO microprismatic

suspended system


051-8216637G 051-8930187



Project / Type

Notes

Count / Date



General

Ceiling , Suspended

white , RAL 9010 ¹

Channel traffic white

IP20

3680 lm

2010 lm/m

LED

4000 K

CRI ≥ 80

L90 / 50000 h

initial MacAdam ≤ 3 SDCM

MR 0.72

MDER 0.66

Optical

Microprismatic

microprismatic

UGR < 19

PstLM ≤ 1.0 ²

SVM ≤ 0.4 ²

Electrical

DALI-2

220-240 V

system 28.6 W

system 129 lm/W³

PC1

1 DALI Addr.

16 W/m

Physical

cable 1500 mm

length 1830 mm

width 89 mm

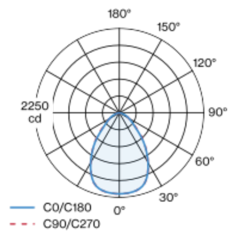
height 28 mm

4.3 kg

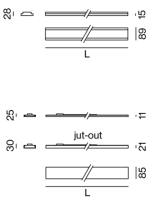
¹ RAL code ² Value of containing product at full load (undimmed)
³ FIXTURE: incl. consideration of optical losses & internal control unit losses SYSTEM: incl. consideration of optical losses, internal control unit losses & operating device efficiency.

Low profile suspended luminaire, 28 mm total height; converter integrated into luminaire housing; for suspended mounting (1500 mm cable suspension as an accessory); with integrated toolless suspension height adjustment on the luminaire; for continuous lighting systems; surface white powder coated; fall-safe light inset made of extruded aluminium profile, can be inserted in the canal without tools by magnetic holders; side coupled light directed downward through LGP (LIGHT GUIDING PRISM) body and high efficiency reflector; micro prismatic PMMA diffuser incl. diffuser film for homogeneous illumination and reduced luminance; UGR ≤ 19; light colour 4000 K; binning initial MacAdam ≤ 3 SDCM; CRI ≥ 80; min. 90% of luminous flux after 50000 operating hours; energy efficient LEDs with high CRI; degree of protection IP20; PC1; 220-240 V; internal wiring in light halogen free; incl. DALI-2 converter; accessories are listed separately; light source not replaceable; control gear replaceable by an authorized professional;

Light distribution



Product drawing



Installation instructions



Lighting calculator



LENO microprismatic

suspended system

051-8216637G 051-8930187



Project / Type	
Notes	
Count / Date	

Maintenance Factors

Operating Time [h]	10 000	20 000	30 000	40 000	50 000
LLMF	0.98	0.95	0.93	0.91	0.9
LSF	1	1	1	1	1
MF	LMF × RSMF × LLMF × LSF		RSMF ^a Room Surface Maintenance Factor		
MF	Maintenance Factor		LLMF Lamp Lumens Maintenance Factor		
LMF ^a	Luminaire Maintenance Factor		LSF Lamp Survival Faktor		

^a According to "CIE 97, Maintenance of indoor electric lighting systems", 2005, ISBN 3-900-734-34-8. The values must be determined by the planner.

Circuit Breaker Types

Automatic Circuit Breaker Type	Number of Fixtures
B10	18
B13	24
B16	30
B20	37
C10	31
C13	40
C16	51
C20	62

Components

INSTALLATION CHANNEL

COLOUR	L-W-H (MM)	ARTICLE NUMBER(S)
traffic white	1830-89-28	051-8930187



Mounting accessories

END CAPS

COLOUR	ARTICLE NUMBER(S)
pure white	051-8992217
jet black	051-8992218



Mounting accessories

LINEAR CONNECTOR

TYPE	ARTICLE NUMBER(S)
1 pair	051-8993110
10 pairs	051-8993110:10



CABLE SUSPENSION

ARTICLE NUMBER(S)
005-2122110



Mounting accessories

CANOPY / FEEDER CABLE

TYPE	COLOUR	L-W-H (MM)	ARTICLE NUMBER(S)
5 x 1,5 mm ²	pure white	90-90-22	005-2212417
5 x 1,5 mm ²	jet black	90-90-22	005-2212418





Project / Type

Notes

Count / Date

Electrical accessories

POWER FEEDER CONNECTOR

ARTICLE NUMBER(S)
051-8992330



Other accessories

DISMOUNTING TOOL

TYPE
vacuum cup

ARTICLE NUMBER(S)
086-30000

