

FRAME 100 high lumen

trim

052-43M451GG



Project / Type

Notes

Count / Date



General

Ceiling , Recessed

grey , RAL 9006 ¹

IP20

3000 lm

2560 lm/m

LED

3000 K

CRI ≥ 80

L90 / 50000 h

initial MacAdam ≤ 3 SDCM

MR 0.54

MDER 0.49

Optical

Microprismatic

microprismatic

UGR < 19

Electrical

non DIM

220-240 V

system 27.5 W

system 109 lm/W²

PC1

23 W/m

Physical

trim

length 1196 mm

width 120 mm

height 82 mm

5 kg

Cutout

length 1184 mm

width 108 mm

min. ceiling thickness 8 mm

max. ceiling thickness 25 mm


recessed depth 108 mm

¹ RAL code
² FIXTURE: incl. consideration of optical losses & internal control unit losses
SYSTEM: incl. consideration of optical losses, internal control unit losses & operating device efficiency.

Installation instructions

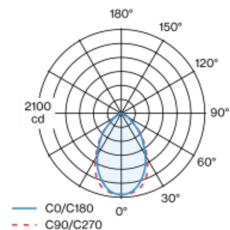


Lighting calculator

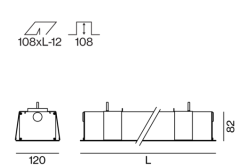


Luminaire housing made of extruded aluminium profile; recessed light with wrap around edge; suitable for ceiling thickness of 8-25 mm; surface grey powder coated; lighting profile (end cover and mounting bracket pre-assembled) available in advance for installation; remaining lamp components mounted without tools; LED light inset consisting of highly reflective lacquered aluminium for improved thermal management; light colour 3000 K; binning initial MacAdam ≤ 3 SDCM; CRI ≥ 80; min. 90% of luminous flux after 50000 operating hours; energy efficient LEDs with high CRI; micro prismatic PMMA diffuser incl. diffuser film for homogeneous illumination and reduced luminance; UGR ≤ 19; degree of protection IP20; PC1; 220-240 V; internal wiring in light halogen free; incl. converter, non dimmable; light source replaceable by an authorized professional; control gear replaceable by an authorized professional;

Light distribution



Product drawing



FRAME 100 high lumen

trim
052-43M451GG



Project / Type

Notes

Count / Date

Maintenance Factors

Operating Time [h]	10 000	20 000	30 000	40 000	50 000
LLMF	0.98	0.95	0.93	0.91	0.9
LSF	1	1	1	1	1
MF	LMF × RSMF × LLMF × LSF		RSMF ^a	Room Surface Maintenance Factor	
MF	Maintenance Factor		LLMF	Lamp Lumens Maintenance Factor	
LMF ^a	Luminaire Maintenance Factor		LSF	Lamp Survival Faktor	

^a According to "CIE 97, Maintenance of indoor electric lighting systems", 2005, ISBN 3-900-734-34-8. The values must be determined by the planner.

Circuit Breaker Types

Automatic Circuit Breaker Type	Number of Fixtures
B10	17
B13	22
B16	28
B20	35

Mounting accessories

CONCRETE INSTALLATION HOUSING

L·W·H (MM)	ARTICLE NUMBER(S)
1235·116·94	036-05126

