

FRAME 60 high lumen

trim

052-47M553GG



Project / Type

Notes

Count / Date



General

Ceiling , Recessed

grey , RAL9006 ¹

2040 lm/m

IP20

3010 lm

LED

3000 K

CRI ≥ 80

L90 / 50000 h

photobio. safety RG 0 - no Risk

initial MacAdam ≤ 3 SDCM

MR 0.56

MDER 0.51

Optical

Microprismatic

microprismatic

PstLM ≤ 1.0 ²

SVM ≤ 0.4 ²

Electrical

DALI-2

system 29.1 W

PC1 220-240V

system 103 lm/W³

1 DALI Addr.

20 W/m

Physical

trim

length 1493 mm

width 77 mm

height 78 mm

4 kg

Cutout

length 1483 mm

width 66 mm

min. ceiling thickness 8 mm

max. ceiling thickness 25 mm


recessed depth 104 mm

¹ RAL code ² Value of containing product at full load (undimmed)
³ incl. optical losses and the efficiency of the operating device (converter)

Installation instructions

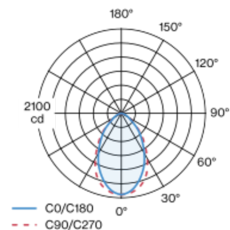


Lighting calculator

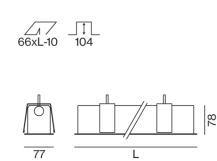


Luminaire housing made of extruded aluminium profile; recessed light with wrap around edge; suitable for ceiling thickness of 8-25 mm; surface grey powder coated; lighting profile (end cover and mounting bracket pre-assembled) available in advance for installation; remaining lamp components mounted without tools; LED light inset consisting of highly reflective lacquered aluminium for improved thermal management; light colour 3000 K; binning initial MacAdam ≤ 3 SDCM; CRI ≥ 80; min. 90% of luminous flux after 50000 operating hours; energy efficient LEDs with high CRI; micro prismatic PMMA diffuser incl. diffuser film for homogeneous illumination and reduced luminance; degree of protection IP20; PC1 220-240V; photobiological safety according to IEC 62471 risk group RG 0 - no Risk; internal wiring in light halogen free; incl. DALI-2 converter; light source replaceable by an authorized professional; control gear replaceable by an authorized professional;

Light distribution



Product drawing



FRAME 60 high lumen

trim

052-47M553GG



Project / Type

Notes

Count / Date

Maintenance Factors

Operating Time [h]	10 000	20 000	30 000	40 000	50 000
LLMF	0.98	0.96	0.94	0.92	0.9
LSF	1	1	1	1	1
MF	LMF × RSMF × LLMF × LSF		RSMF ^a	Room Surface Maintenance Factor	
MF	Maintenance Factor		LLMF	Lamp Lumens Maintenance Factor	
LMF ^a	Luminaire Maintenance Factor		LSF	Lamp Survival Faktor	

^a According to "CIE 97, Maintenance of indoor electric lighting systems", 2005, ISBN 3-900-734-34-8. The values must be determined by the planner.

Circuit Breaker Types

Automatic Circuit Breaker Type	Number of Fixtures
B10	7
B13	10
B16	12
B20	14
C10	10
C13	20
C16	24
C20	28

Mounting accessories

CONCRETE INSTALLATION HOUSING

TYPE	L·W·H (MM)	ARTICLE NUMBER(S)
1535 mm	1535-75-88	035-04156

