

# FRAME 100 mid lumen

trim

052-43L5517Z



Project / Type

Notes

Count / Date



### General

Ceiling , Recessed

white , RAL 9016 <sup>1</sup>

IP20

2330 lm

1580 lm/m

### LED

3000 K

CRI ≥ 80

L90 / 50000 h

initial MacAdam ≤ 3 SDCM

MR 0.54

MDER 0.49

### Optical

Microprismatic

microprismatic

UGR ≤ 19

### Electrical

non DIM

220-240 V

system 19.2 W

system 121 lm/W<sup>2</sup>

PC1

13 W/m

### Physical

trim

length 1496 mm

width 120 mm

height 82 mm

5.8 kg

### Cutout

length 1484 mm

width 108 mm


min. ceiling thickness 8 mm

max. ceiling thickness 25 mm

recessed depth 108 mm

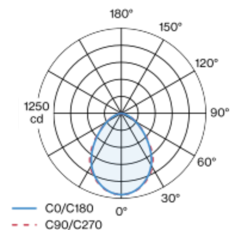
<sup>1</sup> RAL code

<sup>2</sup> FIXTURE: incl. consideration of optical losses & internal control unit losses  
SYSTEM: incl. consideration of optical losses, internal control unit losses & operating device efficiency.

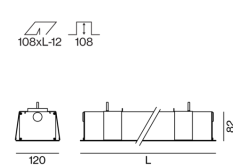


Luminaire housing made of extruded aluminium profile; recessed light with wrap around edge; suitable for ceiling thickness of 8-25 mm; surface white powder coated; lighting profile (end cover and mounting bracket pre-assembled) available in advance for installation; remaining lamp components mounted without tools; LED light inset consisting of highly reflective lacquered aluminium for improved thermal management; light colour 3000 K; binning initial MacAdam ≤ 3 SDCM; CRI ≥ 80; min. 90% of luminous flux after 50000 operating hours; energy efficient LEDs with high CRI; micro prismatic PMMA diffuser incl. diffuser film for homogeneous illumination and reduced luminance; UGR ≤ 19; degree of protection IP20; PC1; 220-240 V; internal wiring in light halogen free; incl. converter, non dimmable; light source replaceable by an authorized professional; control gear replaceable by an authorized professional;

### Light distribution



### Product drawing



### Installation instructions



### Lighting calculator

