

MIRA 200 round

trim


052-9424637P



Project / Type

Notes

Count / Date



General

Ceiling , Recessed
white , RAL9010 ¹
IP20
5140 lm

LED

4000 K
CRI \geq 90
L80 / 50000 h
initial MacAdam \leq 3 SDCM
R_g: 98 , R_f: 90 , R₍₁₋₁₅₎: 88
MR 0.76
MDER 0.69

Optical

Microprismatic
microprismatic
PstLM \leq 1.0 ²
SVM \leq 0.4 ²

Electrical

DALI-2
no emergency light
system 50 W
PC2 220-240V
system 103 lm/W³
1 DALI Addr.

Physical

trim
diameter 200 mm
height 53 mm

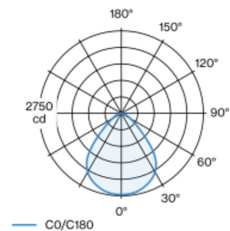
Cutout

diameter 190 mm
min. ceiling thickness 2 mm
max. ceiling thickness 25 mm
recessed depth 90 mm

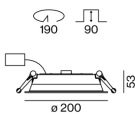
¹ RAL code ² Value of containing product at full load (undimmed)
³ incl. optical losses and the efficiency of the operating device (converter)

Round recessed spotlight in die-cast aluminium; surface white powder coated; with trim; suitable for ceiling thickness of 2-25 mm; installation without tools using snap spring closure; passive cooling of the LEDs through improved heat sink geometry; light colour 4000 K; binning initial MacAdam \leq 3 SDCM; CRI \geq 90; min. 80% of luminous flux after 50000 operating hours; energy efficient LEDs with high CRI; completely homogeneously illuminated, microprismatic PMMA cover; recessed luminaire plane; degree of protection IP20; PC2 220-240V; incl. external converter for ceiling insertion; DALI-2 control; light source replaceable by an authorized professional; control gear replaceable by an authorized professional;

Light distribution



Product drawing



Installation instructions



Lighting calculator



MIRA 200 round

trim

052-9424637P



Project / Type

Notes

Count / Date

Maintenance Factors

Operating Time [h]	10 000	20 000	30 000	40 000	50 000
LLMF	0.97	0.94	0.91	0.87	0.84
LSF	1	1	1	1	1
MF	LMF × RSMF × LLMF × LSF		RSMF ^a	Room Surface Maintenance Factor	
MF	Maintenance Factor		LLMF	Lamp Lumens Maintenance Factor	
LMF ^a	Luminaire Maintenance Factor		LSF	Lamp Survival Faktor	

^a According to "CIE 97, Maintenance of indoor electric lighting systems", 2005, ISBN 3-900-734-34-8. The values must be determined by the planner.

Circuit Breaker Types

Automatic Circuit Breaker Type	Number of Fixtures
B10	13
B13	18
B16	22
B20	28
C10	21
C13	30
C16	36
C20	46

