

MIRA 200 square

trim

052-94446370



Project / Type

Notes

Count / Date



General

Ceiling , Recessed

white , RAL9010 ¹

IP20

5260 lm

LED

4000 K

CRI \geq 90

L80 / 50000 h

initial MacAdam \leq 3 SDCM

R_g: 98 , R_f: 90 , R₍₁₋₁₅₎: 88

MR 0.76

MDER 0.69

Optical

Opal

opal (lambertsch)

PstLM \leq 1.0 ²

SVM \leq 0.4 ²

Electrical

DALI-2

no emergency light

50 W

PC2 220-240V

105 lm/W

1 DALI Addr.

Physical

trim

length 200 mm

width 200 mm

height 53 mm

Cutout

length 190 mm

width 190 mm

min. ceiling thickness 2 mm

max. ceiling thickness 25 mm


recessed depth 90 mm

¹ RAL code ² Value of containing product at full load (undimmed)

Installation instructions

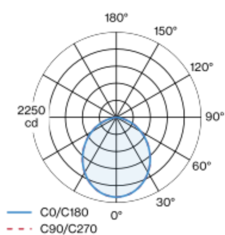


Lighting calculator

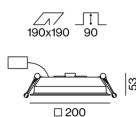


Recessed square spotlight in die-cast aluminium; surface white powder coated; with trim; suitable for ceiling thickness of 2-25 mm; installation without tools using snap spring closure; passive cooling of the LEDs through improved heat sink geometry; light colour 4000 K; binning initial MacAdam \leq 3 SDCM; CRI \geq 90; min. 80% of luminous flux after 50000 operating hours; energy efficient LEDs with high CRI; completely homogeneously illuminated, satin PMMA cover; recessed luminaire plane; degree of protection IP20; PC2 220-240V; incl. external converter for ceiling insertion; DALI-2 control; light source replaceable by an authorized professional; control gear replaceable by an authorized professional;

Light distribution



Product drawing



MIRA 200 square

trim

052-94446370



Project / Type

Notes

Count / Date

Maintenance Factors

Operating Time [h]	10 000	20 000	30 000	40 000	50 000
LLMF	0.97	0.94	0.91	0.87	0.84
LSF	1	1	1	1	1
MF	LMF × RSMF × LLMF × LSF		RSMF ^a	Room Surface Maintenance Factor	
MF	Maintenance Factor		LLMF	Lamp Lumens Maintenance Factor	
LMF ^a	Luminaire Maintenance Factor		LSF	Lamp Survival Faktor	

^a According to "CIE 97, Maintenance of indoor electric lighting systems", 2005, ISBN 3-900-734-34-8. The values must be determined by the planner.

Circuit Breaker Types

Automatic Circuit Breaker Type	Number of Fixtures
B10	13
B13	18
B16	22
B20	28
C10	21
C13	30
C16	36
C20	46

