




Project / Type

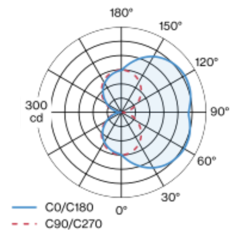
Notes

Count / Date

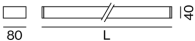


Luminaire housing made of extruded aluminium profile; angular design; no visible screws; surface white powder coated; end cap white powder coated; suitable for wall mounting; luminaire profile can be pre-mounted; with three sided light beam; HPO (High Performance Opal) cover for uniform illumination; light colour 4000 K; binning initial MacAdam ≤ 3 SDCM; CRI ≥ 90 ; min. 80% of luminous flux after 50000 operating hours; energy efficient LEDs with high CRI; degree of protection IP44; PC1; 220-240 V; incl. converter, non dimmable; light source not replaceable; control gear replaceable by an authorized professional;

Light distribution



Product drawing



General

Wall , Surface

white , RAL 9010 ¹

End cap white

IP44

1480 lm

LED

4000 K

CRI ≥ 90

L80 / 50000 h

initial MacAdam ≤ 3 SDCM

R_g: 98 , R_r: 90 , R_{t(1-15)}: 88

MR 0.76

MDER 0.69

Optical

High Performance Opal

opal (lambertsch)

PstLM ≤ 1.0 ²

SVM ≤ 0.4 ²

Electrical

non DIM

220-240 V

system 13.1 W

system 113 lm/W³

PC1

Physical

length 600 mm

width 80 mm

height 40 mm

1 kg

¹ RAL code ² Value of containing product at full load (undimmed)
³ incl. consideration of optical losses, internal control unit losses
 & operating device efficiency

Installation instructions





Project / Type

Notes

Count / Date

Maintenance Factors

Operating Time [h]	10 000	20 000	30 000	40 000	50 000
LLMF	0.96	0.92	0.87	0.83	0.8
LSF	1	1	1	1	1
MF	LMF × RSMF × LLMF × LSF		RSMF ^a	Room Surface Maintenance Factor	
MF	Maintenance Factor		LLMF	Lamp Lumens Maintenance Factor	
LMF ^a	Luminaire Maintenance Factor		LSF	Lamp Survival Faktor	

^a According to "CIE 97, Maintenance of indoor electric lighting systems", 2005, ISBN 3-900-734-34-8. The values must be determined by the planner.

Circuit Breaker Types

Automatic Circuit Breaker Type	Number of Fixtures
B10	23
B13	29
B16	37
B20	46
B25	57
C10	38
C13	49
C16	62
C20	76
C25	96