

MINO 100 high lumen


suspended
056-42M3538H



Project / Type

Notes

Count / Date



RG0
IEC 62471

220-240V

X-PERT

X-PERT

General

Ceiling , Suspended

black , RAL9005 ¹

2870 lm/m

IP20

2510 lm

LED

3000 K

CRI ≥ 80

L90 / 50000 h

photobio. safety RG 0 - no Risk

initial MacAdam ≤ 3 SDCM

MR 0.54

MDER 0.49

Optical

High Performance Opal

opal (lambertsch)

PstLM ≤ 1.0 ²

SVM ≤ 0.4 ²

Electrical

DALI-2

system 20.6 W

PC1 220-240V

system 122 lm/W³

1 DALI Addr.

24 W/m

Physical

cabl 1500 mm

length 888 mm

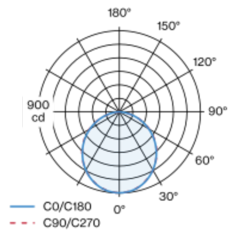
width 102 mm

height 82 mm

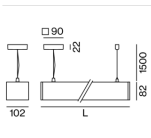
3.3 kg

Luminaire housing made of extruded aluminium profile; light tight final end caps made of aluminium; no visible screws; angular design; surface black powder coated; suspended luminaire with 1500mm cable suspension; with integrated toolless suspension height adjustment on the luminaire; spring clip attachment to the luminaire; freely positionable; incl. transparent feed; lighting profile (end cover pre-assembled) available in advance for installation; remaining lamp components mounted without tools; LED light inset consisting of highly reflective lacquered aluminium for improved thermal management; light colour 3000 K; binning initial MacAdam ≤ 3 SDCM; CRI ≥ 80; min. 90% of luminous flux after 50000 operating hours; energy efficient LEDs with high CRI; HPO (High Performance Opal) cover for uniform illumination; degree of protection IP20; PC1 220-240V; photobiological safety according to IEC 62471 risk group RG 0 - no Risk; internal wiring in light halogen free; incl. DALI-2 converter; light source replaceable by an authorized professional; control gear replaceable by an authorized professional;

Light distribution



Product drawing



¹ RAL code ² Value of containing product at full load (undimmed)
³ incl. optical losses and the efficiency of the operating device (converter)

Installation instructions

Lighting calculator