

MINO 100 high lumen

surface


056-41M453GZ



Project / Type

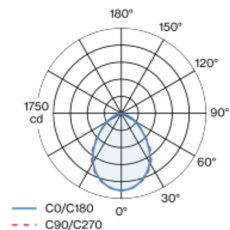
Notes

Count / Date

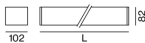


Luminaire housing made of extruded aluminium profile; light tight final end caps made of aluminium; no visible screws; angular design; surface grey powder coated; suitable for wall or ceiling mounting; lighting profile (end cover pre-assembled) available in advance for installation; remaining lamp components mounted without tools; LED light inset consisting of highly reflective lacquered aluminium for improved thermal management; light colour 3000 K; binning initial MacAdam ≤ 3 SDCM; CRI ≥ 80 ; min. 90% of luminous flux after 50000 operating hours; energy efficient LEDs with high CRI; micro prismatic PMMA diffuser incl. diffuser film for homogeneous illumination and reduced luminance; degree of protection IP20; PC1 220-240V; photobiological safety according to IEC 62471 risk group RG 0 - no Risk; internal wiring in light halogen free; incl. DALI-2 converter; light source replaceable by an authorized professional; control gear replaceable by an authorized professional;

Light distribution



Product drawing



General

Ceiling , Surface

grey , RAL9006 ¹

2630 lm/m

IP20

3080 lm

LED

3000 K

CRI ≥ 80

L90 / 50000 h

photobio. safety RG 0 - no Risk

initial MacAdam ≤ 3 SDCM

MR 0.54

MDER 0.49

Optical

Microprismatic

microprismatic

PstLM ≤ 1.0 ²

SVM ≤ 0.4 ²

Electrical

DALI-2

27.5 W

PC1 220-240V

112 lm/W

1 DALI Addr.

23 W/m

Physical

length 1188 mm

width 102 mm

height 82 mm

4.3 kg

¹ RAL code ² Value of containing product at full load (undimmed)

Installation instructions



Lighting calculator



MINO 100 high lumen

surface
056-41M453GZ



Project / Type

Notes

Count / Date

Maintenance Factors

Operating Time [h]	10 000	20 000	30 000	40 000	50 000
LLMF	0.98	0.95	0.93	0.91	0.9
LSF	1	1	1	1	1
MF	LMF × RSMF × LLMF × LSF		RSMF ^a	Room Surface Maintenance Factor	
MF	Maintenance Factor		LLMF	Lamp Lumens Maintenance Factor	
LMF ^a	Luminaire Maintenance Factor		LSF	Lamp Survival Faktor	

^a According to "CIE 97, Maintenance of indoor electric lighting systems", 2005, ISBN 3-900-734-34-8. The values must be determined by the planner.

Circuit Breaker Types

Automatic Circuit Breaker Type	Number of Fixtures
B10	20
B13	26
B16	32
B20	41
C10	33
C13	43
C16	53
C20	68

