

TASK 320 square direct

surface


059-211013XK



Project / Type

Notes

Count / Date



General

Ceiling / Wall , Surface

special colours

IP20

1310 lm

LED

4000 K

CRI ≥ 90

L90 / 50000 h

initial MacAdam ≤ 3 SDCM

R_g: 96 , R_f: 90 , R₍₁₋₁₅₎: 87

MR 0.75

MDER 0.68

Optical

Microprismatic

microprismatic

≥65° <3000 cd/m²

PstLM ≤ 1.0 ¹

SVM ≤ 0.4 ¹

Electrical

DALI-2

220-240 V

system 11.8 W

system 111 lm/W²

PC1

1 DALI Addr.

Physical

length 320 mm

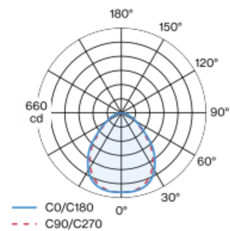
width 320 mm

height 46 mm

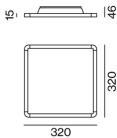
2.1 kg

square luminaire housing with rounded edges in aluminium; extremely flat design (only 15mm); modern shape in an elegant design for high demands; surface special colours powder coated; suitable for wall or ceiling mounting; convenient quick mounting system without tools; direct light distribution through LGP body (Light Guiding Prism); side coupled light directed downwards by laser engraving; light control via highly reflective reflector material; microprismatic PMMA cover; completely homogeneous illumination; same light density for all surface lights with the same components; light colour 4000 K; binning initial MacAdam ≤ 3 SDCM; CRI ≥ 90; min. 90% of luminous flux after 50000 operating hours; energy efficient LEDs with high CRI; luminaire with 2 cable openings and plug-in terminals for through wiring; degree of protection IP20; PC1; 220-240 V; internal wiring in light halogen free; incl. DALI-2 converter; sound absorbing accessories available; light source replaceable by an authorized professional; control gear replaceable by an authorized professional;

Light distribution



Product drawing



¹ Value of containing product at full load (undimmed)
² FIXTURE: incl. consideration of optical losses & internal control unit losses
SYSTEM: incl. consideration of optical losses, internal control unit losses & operating device efficiency.

Installation instructions



TASK 320 square direct

surface

059-211013XK



Project / Type

Notes

Count / Date

Maintenance Factors

Operating Time [h]	10 000	20 000	30 000	40 000	50 000
LLMF	0.98	0.97	0.95	0.93	0.92
LSF	1	1	1	1	1

MF	LMF × RSMF × LLMF × LSF	RSMF ^a	Room Surface Maintenance Factor
MF	Maintenance Factor	LLMF	Lamp Lumens Maintenance Factor
LMF ^a	Luminaire Maintenance Factor	LSF	Lamp Survival Faktor

^a According to "CIE 97, Maintenance of indoor electric lighting systems", 2005, ISBN 3-900-734-34-8. The values must be determined by the planner.

Circuit Breaker Types

Automatic Circuit Breaker Type	Number of Fixtures
B10	24
B13	31
B16	38
B20	48
C10	40
C13	56
C16	64
C20	80

