

# LINEA opal / 2 spots

wall

058-6178627DH



Project / Type

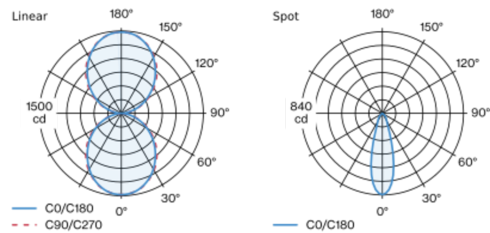
Notes

Count / Date



Light fitting and front cover made of extruded aluminium profile; angular design; no visible screws; surface white powder coated; suitable for wall mounting; homogeneous wall or ceiling illumination through uniform direct/indirect light distribution; direct and indirect light component: HPO (High Performance Opal) cover for uniform illumination; light colour 4000 K; binning initial MacAdam  $\leq 3$  SDCM; CRI  $\geq 97$ ; min. 95% of luminous flux after 50000 operating hours; energy efficient LEDs with high CRI; degree of protection IP20; PC1; 220-240 V; 2x JUST 26 spotlight module 2,6 W / 159 lm / 3000 K (1x left, 1x right), incl. switch; incl. converter, non dimmable; light source replaceable by an authorized professional; control gear replaceable by an authorized professional;

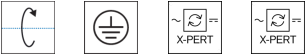
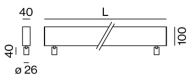
## Light distribution



flood 30° Spot

h (m)	E0° (lx)	ø (m)
1	419	0.54
2	105	1.09
3	47	1.63
4	26	2.17
5	17	2.72

## Product drawing



## General

Wall , Surface

white , RAL 9010 <sup>1</sup>

IP20

indirect 3850 lm

direct 3850 lm

total 7700 lm

3200 lm/m

tilt max 89°

344 lm

## LED

3000 K<sup>2</sup>-4000 K<sup>3</sup>

CRI  $\geq 97^{2-90^3}$

L95 / 50000 h<sup>2</sup>-L85 / 50000 h<sup>3</sup>

initial MacAdam  $\leq 3$  SDCM

R<sub>g</sub>: 92<sup>2</sup>-98<sup>3</sup> , R<sub>f</sub>: 86<sup>2</sup>-90<sup>3</sup> , R<sub>f(1-5)</sub>: 94<sup>2</sup>-88<sup>3</sup>

MR 0.53<sup>2</sup>-0.76<sup>3</sup>

MDER 0.48<sup>2</sup>-0.69<sup>3</sup>

## Optical

High Performance Opal

flood<sup>2</sup>-opal (lambertsch)<sup>3</sup>

PstLM  $\leq 1.0^{3-2-4}$

SVM  $\leq 0.4^{3-2-4}$

beam angle 30°

## Electrical

non DIM / switch (only spotlights)

220-240 V

system 5.4<sup>2</sup>-70<sup>3</sup> W

system 64<sup>2</sup>-110<sup>3</sup> lm/W<sup>5</sup>

PC1

29 W/m

## Physical

length 2610 mm

width 40 mm

height 100 mm

<sup>1</sup> RAL code <sup>2</sup> Spot <sup>3</sup> Linear  
<sup>4</sup> Value of containing product at full load (undimmed)  
<sup>5</sup> incl. consideration of optical losses, internal control unit losses & operating device efficiency

## Installation instructions



# LINEA opal / 2 spots

wall  
058-6178627DH



Project / Type

Notes

Count / Date

## Maintenance Factors

Operating Time [h]	10 000	20 000	30 000	40 000	50 000
LLMF	0.99	0.99	0.99	0.99	0.99
LSF	1	1	1	1	1
MF	LMF × RSMF × LLMF × LSF		RSMF <sup>a</sup>	Room Surface Maintenance Factor	
MF	Maintenance Factor		LLMF	Lamp Lumens Maintenance Factor	
LMF <sup>a</sup>	Luminaire Maintenance Factor		LSF	Lamp Survival Faktor	

<sup>a</sup> According to "CIE 97, Maintenance of indoor electric lighting systems", 2005, ISBN 3-900-734-34-8. The values must be determined by the planner.

## Circuit Breaker Types

Automatic Circuit Breaker Type	Number of Fixtures
B10	31
B13	40
B16	50
B20	62
B25	78
C10	52
C13	67
C16	85
C20	104
C25	130

