


TASK 450 square direct

surface

059-2141138K



Project / Type	
Notes	
Count / Date	



General

Ceiling / Wall , Surface	
black , RAL 9005 ¹	
IP20	
2000 lm	

LED

4000 K	
CRI ≥ 90	
L90 / 50000 h	
initial MacAdam ≤ 3 SDCM	
R _g : 96 , R _f : 90 , R ₍₁₋₁₅₎ : 87	
MR 0.75	
MDER 0.68	

Optical

Microprismatic	
microprismatic	
UGR < 19 , ≥65° <3000 cd/m ²	
PstLM ≤ 1.0 ²	
SVM ≤ 0.4 ²	

Electrical

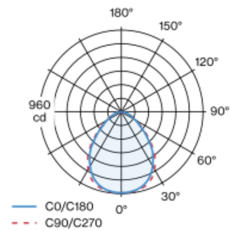
DALI-2	
220-240 V	
system 15.0 W	
system 133 lm/W ³	
PC1	
1 DALI Addr.	

Physical

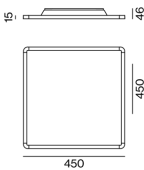
length 450 mm	
width 450 mm	
height 46 mm	
3.9 kg	

square luminaire housing with rounded edges in aluminium; extremely flat design (only 15mm); modern shape in an elegant design for high demands; surface black powder coated; suitable for wall or ceiling mounting; convenient quick mounting system without tools; direct light distribution through LGP body (Light Guiding Prism); side coupled light directed downwards by laser engraving; light control via highly reflective reflector material; microprismatic PMMA cover; completely homogeneous illumination; same light density for all surface lights with the same components; UGR ≤ 19; VDU compatible workplace luminaire according to DIN EN 12464-1; luminance above 65° ≤ 3000 cd/m²; light colour 4000 K; binning initial MacAdam ≤ 3 SDCM; CRI ≥ 90; min. 90% of luminous flux after 50000 operating hours; energy efficient LEDs with high CRI; luminaire with 2 cable openings and plug-in terminals for through wiring; degree of protection IP20; PC1; 220-240 V; internal wiring in light halogen free; incl. DALI-2 converter; sound absorbing accessories available; light source replaceable by an authorized professional; control gear replaceable by an authorized professional;

Light distribution



Product drawing



¹ RAL code ² Value of containing product at full load (undimmed)
³ FIXTURE: incl. consideration of optical losses & internal control unit losses SYSTEM: incl. consideration of optical losses, internal control unit losses & operating device efficiency.

Installation instructions



TASK 450 square direct

surface

059-2141138K



Project / Type

Notes

Count / Date

Maintenance Factors

Operating Time [h]	10 000	20 000	30 000	40 000	50 000
LLMF	0.98	0.97	0.95	0.93	0.92
LSF	1	1	1	1	1
MF	LMF × RSMF × LLMF × LSF		RSMF ^a	Room Surface Maintenance Factor	
MF	Maintenance Factor		LLMF	Lamp Lumens Maintenance Factor	
LMF ^a	Luminaire Maintenance Factor		LSF	Lamp Survival Faktor	

^a According to "CIE 97, Maintenance of indoor electric lighting systems", 2005, ISBN 3-900-734-34-8. The values must be determined by the planner.

Circuit Breaker Types

Automatic Circuit Breaker Type	Number of Fixtures
B10	21
B13	28
B16	35
B20	44
C10	35
C13	46
C16	58
C20	73

