

TASK angular direct / indirect power

suspended

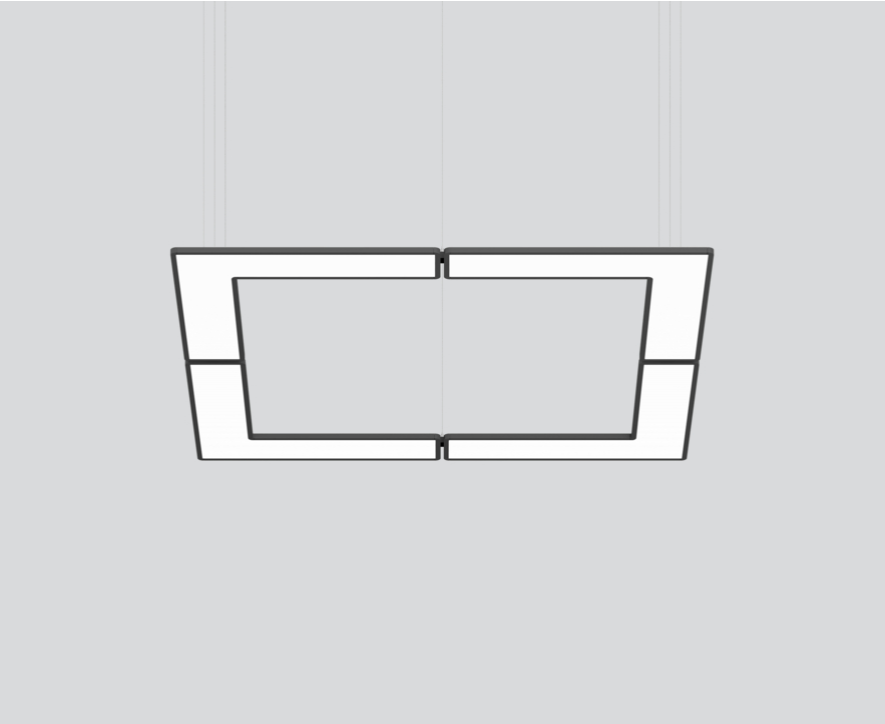
059-5283138K



Project / Type

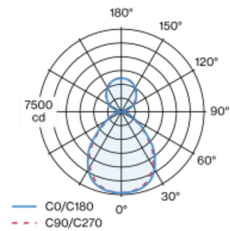
Notes

Count / Date

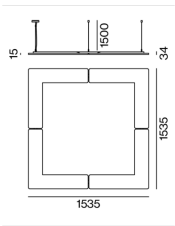


Square suspended luminaire, consisting of single L-shaped elements; luminaire housing with rounded edges in aluminium; extremely flat design (only 15mm); modern shape in elegant design for discerning requirements; surface black powder coated; luminaire with 1500 mm cable suspension; with integrated toolless suspension height adjustment on the luminaire; incl. feed (black); direct light distribution through LGP body (Light Guiding Prism); side coupled light directed downwards by laser engraving; light control via highly reflective reflector material; indirect light component with special PCBs for increased luminous flux and maximum ceiling illumination; microprismatic PMMA cover; completely homogeneous illumination; $UGR \leq 19$; VDU compatible workplace luminaire according to DIN EN 12464-1; luminance above $65^\circ \leq 3000 \text{ cd/m}^2$; light colour 4000 K; binning initial MacAdam $\leq 3 \text{ SDCM}$; CRI ≥ 90 ; min. 90% of luminous flux after 50000 operating hours; energy efficient LEDs with high CRI; canopy with 2 cable openings and plug-in terminal for through wiring; degree of protection IP20; PC1; internal wiring in light halogen free; incl. DALI-2 converter; sound absorbing accessories available; light source replaceable by an authorized professional; control gear replaceable by an authorized professional;

Light distribution



Product drawing



General

Ceiling , Suspended
black , RAL9005 ¹
IP20
indirect 8050 lm
direct 15500 lm
total 23600 lm

LED

4000 K
CRI ≥ 90
L90 / 50000 h
initial MacAdam $\leq 3 \text{ SDCM}$
 $R_g: 96, R_f: 90, R_{(1-15)}: 87$
MR 0.75
MDER 0.68

Optical

Microprismatic
microprismatic
 $UGR < 19, \geq 65^\circ < 3000 \text{ cd/m}^2$
 $P_{stLM} \leq 1.0^2$
 $SVM \leq 0.4^2$

Electrical

DALI-2
220-240 V
system 197 W
PC1
system 120 lm/W³
8 DALI Addr.

Physical

cable 1500 mm
length 1535 mm
width 1535 mm
height 36 mm
19 kg

¹ RAL code ² Value of containing product at full load (undimmed)
³ incl. optical losses and the efficiency of the operating device (converter)

Installation instructions



Lighting calculator



TASK angular direct / indirect power

suspended
059-5283138K



Project / Type

Notes

Count / Date

Maintenance Factors

Operating Time [h]	10 000	20 000	30 000	40 000	50 000
LLMF	0.98	0.97	0.95	0.93	0.92
LSF	1	1	1	1	1
MF	LMF × RSMF × LLMF × LSF		RSMF ^a	Room Surface Maintenance Factor	
MF	Maintenance Factor		LLMF	Lamp Lumens Maintenance Factor	
LMF ^a	Luminaire Maintenance Factor		LSF	Lamp Survival Faktor	

^a According to "CIE 97, Maintenance of indoor electric lighting systems", 2005, ISBN 3-900-734-34-8. The values must be determined by the planner.

Circuit Breaker Types

Automatic Circuit Breaker Type	Number of Fixtures
B10	1
B13	1
B16	2
B20	2
C10	1
C13	3
C16	3
C20	4

Acoustic accessories

TASK ACOUSTIC inlay TASK angular suspended

COLOUR	L-W-H (MM)	ARTICLE NUMBER(S)
marble grey	1155-1155-30	059-579716D
felt grey	1155-1155-30	059-579716G
black	1155-1155-30	059-579716L
white	1155-1155-30	059-579716W
acoustic special colours	1155-1155-30	059-579716X



TASK ACOUSTIC inlay TASK long angular suspended

COLOUR	L-W-H (MM)	ARTICLE NUMBER(S)
marble grey	1155-2346-30	059-579718D
felt grey	1155-2346-30	059-579718G
black	1155-2346-30	059-579718L
white	1155-2346-30	059-579718W
acoustic special colours	1155-2346-30	059-579718X

