

TASK 450 square direct

suspended


059-221103XK



Project / Type

Notes

Count / Date



General

Ceiling , Suspended

special colours

IP20

1880 lm

LED

3000 K

CRI ≥ 90

L90 / 50000 h

initial MacAdam ≤ 3 SDCM

R_g: 96 , R_f: 90 , R₍₁₋₁₅₎: 90

MR 0.61

MDER 0.56

Optical

Microprismatic

microprismatic

UGR ≤ 19 , ≥65° <3000 cd/m²

PstLM ≤ 1.0 ¹

SVM ≤ 0.4 ¹

Electrical

DALI-2

220-240 V

system 15.0 W

system 125 lm/W²

PC1

1 DALI Addr.

Physical

cable 1500 mm

length 450 mm

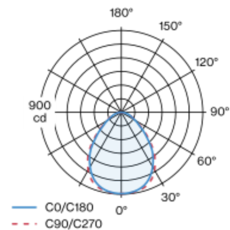
width 450 mm

height 41 mm

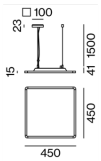
4 kg

square luminaire housing with rounded edges in aluminium; extremely flat design (only 15mm); modern shape in an elegant design for high demands; surface special colours powder coated; suspended luminaire with 1500mm cable suspension (4 cables); with integrated toolless suspension height adjustment on the luminaire; incl. feed (white); direct light distribution through LGP body (Light Guiding Prism); side coupled light directed downwards by laser engraving; light control via highly reflective reflector material; microprismatic PMMA cover; completely homogeneous illumination; same light density for all surface lights with the same components; UGR ≤ 19; VDU compatible workplace luminaire according to DIN EN 12464-1; luminance above 65° ≤ 3000 cd/m²; light colour 3000 K; binning initial MacAdam ≤ 3 SDCM; CRI ≥ 90; min. 90% of luminous flux after 50000 operating hours; energy efficient LEDs with high CRI; canopy with 2 cable openings and plug-in terminal for through wiring; degree of protection IP20; PC1; 220-240 V; internal wiring in light halogen free; incl. DALI-2 converter; sound absorbing accessories available; light source replaceable by an authorized professional; control gear replaceable by an authorized professional;

Light distribution



Product drawing



¹ Value of containing product at full load (undimmed)
² FIXTURE: incl. consideration of optical losses & internal control unit losses SYSTEM: incl. consideration of optical losses, internal control unit losses & operating device efficiency.

Installation instructions



Lighting calculator

