


TASK S direct / indirect TW
power
suspended
059-52D613XK



Project / Type _____

Notes _____

Count / Date _____



General

Ceiling , Suspended _____

special colours _____

IP20 _____

indirect 1840 lm _____

direct 2330 lm _____

total 4170 lm _____

LED

4000 K _____

CRI ≥ 90 _____

L90 / 50000 h _____

initial MacAdam ≤ 3 SDCM _____

R_g: 99 , R_f: 92 , R₍₁₋₁₅₎: 90 _____

MR 0.81 _____

MDER 0.74 _____

Optical

Microprismatic _____

microprismatic _____

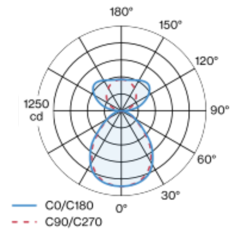
UGR ≤ 16 , $\geq 65^\circ$ <3000 cd/m² _____

P_{st}LM ≤ 1.0 ¹ _____

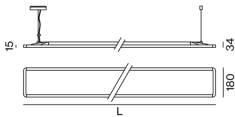
SVM ≤ 0.4 ¹ _____

Rectangular luminaire housing with rounded edges in aluminium; extremely flat (only 15mm) and slim (only 180mm) design; modern shape in an elegant design for high demands; surface special colours powder coated; suspended luminaire with 1500mm cable suspension; with integrated toolless suspension height adjustment on the luminaire; incl. feed (white); direct light distribution through LGP body (Light Guiding Prism); side coupled light directed downwards by laser engraving; light control via highly reflective reflector material; indirect light component with special PCBs for increased luminous flux and maximum ceiling illumination, separately controllable; microprismatic PMMA cover; completely homogeneous illumination; same light density for all surface lights with the same components; UGR ≤ 16 ; VDU compatible workplace luminaire according to DIN EN 12464-1; luminance above $65^\circ \leq 3000$ cd/m²; light colour direct light component: 4000 K; light colour indirect light component: tunable white diodes (2700-6500 K); binning initial MacAdam ≤ 3 SDCM; CRI ≥ 90 ; min. 90% of luminous flux after 50000 operating hours; energy efficient LEDs with high CRI; canopy with 2 cable openings and plug-in terminal for through wiring; degree of protection IP20; PC1; 220-240 V; internal wiring in light halogen free; incl. DALI-2 converter; sound absorbing accessories available; light source replaceable by an authorized professional; control gear replaceable by an authorized professional;

Light distribution



Product drawing



Electrical

DALI-2 _____

220-240 V _____

system 33 W _____

system 126 lm/W² _____

PC1 _____

1 DALI Addr. _____

Physical

cable 1500 mm _____

length 1748 mm _____

width 180 mm _____

height 34 mm _____

5.9 kg _____

¹ Value of containing product at full load (undimmed)
² incl. consideration of optical losses, internal control unit losses & operating device efficiency

Installation instructions



Lighting calculator

