

TASK 1500

direct / indirect

power

suspended


059-2225037K



Project / Type

Notes

Count / Date



General

Ceiling , Suspended

white , RAL 9010 <sup>1</sup>

IP20

indirect 2720 lm

direct 4860 lm

total 7580 lm

LED

3000 K

CRI ≥ 90

L90 / 50000 h

initial MacAdam ≤ 3 SDCM

R<sub>g</sub>: 96 , R<sub>f</sub>: 90 , R<sub>(1-15)</sub>: 90

MR 0.61

MDER 0.56

Optical

Microprismatic

microprismatic

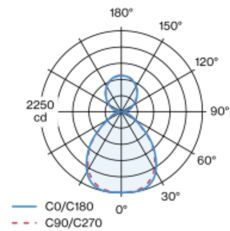
UGR < 16 , ≥65° <3000 cd/m<sup>2</sup>

P<sub>st</sub>LM ≤ 1.0 <sup>2</sup>

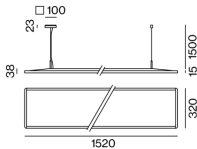
SVM ≤ 0.4 <sup>2</sup>

Rectangular luminaire housing with rounded edges in aluminium; extremely flat design (only 15mm); modern shape in elegant design for discerning requirements; surface white powder coated; suspended luminaire with 1500mm cable suspension; with integrated toolless suspension height adjustment on the luminaire; incl. feed (white); direct light distribution through LGP body (Light Guiding Prism); side coupled light directed downwards by laser engraving; light control via highly reflective reflector material; indirect light component with special PCBs for increased luminous flux and maximum ceiling illumination; microprismatic PMMA cover; completely homogeneous illumination; same light density for all surface lights with the same components; UGR ≤ 16; VDU compatible workplace luminaire according to DIN EN 12464-1; luminance above 65° ≤ 3000 cd/m<sup>2</sup>; light colour 3000 K; binning initial MacAdam ≤ 3 SDCM; CRI ≥ 90; min. 90% of luminous flux after 50000 operating hours; energy efficient LEDs with high CRI; canopy with 2 cable openings and plug-in terminal for through wiring; degree of protection IP20; PC1; 220-240 V; internal wiring in light halogen free; incl. DALI-2 converter; sound absorbing accessories available; light source replaceable by an authorized professional; control gear replaceable by an authorized professional;

Light distribution



Product drawing



Electrical

DALI-2

220-240 V

system 63 W

system 120 lm/W<sup>3</sup>

PC1

1 DALI Addr.

Physical

cable 1500 mm

length 1520 mm

width 320 mm

height 32 mm

10 kg

<sup>1</sup> RAL code <sup>2</sup> Value of containing product at full load (undimmed)  
<sup>3</sup> FIXTURE: incl. consideration of optical losses & internal control unit losses SYSTEM: incl. consideration of optical losses, internal control unit losses & operating device efficiency.

Installation instructions



Lighting calculator



TASK 1500 direct / indirect  
power  
suspended  
059-2225037K



Project / Type \_\_\_\_\_

Notes \_\_\_\_\_

Count / Date \_\_\_\_\_

Maintenance Factors

Operating Time [h]	10 000	20 000	30 000	40 000	50 000
LLMF	0.98	0.97	0.95	0.93	0.92
LSF	1	1	1	1	1

MF

LMF × RSMF × LLMF × LSF

MF

Maintenance Factor

LMF<sup>a</sup>

Luminaire Maintenance Factor

RSMF<sup>a</sup>

Room Surface Maintenance Factor

LLMF

Lamp Lumens Maintenance Factor

LSF

Lamp Survival Faktor

<sup>a</sup> According to "CIE 97, Maintenance of indoor electric lighting systems", 2005, ISBN 3-900-734-34-8. The values must be determined by the planner.

Circuit Breaker Types

Automatic Circuit Breaker Type	Number of Fixtures
B10	9
B13	12
B16	15
B20	19
C10	15
C13	20
C16	25
C20	31