

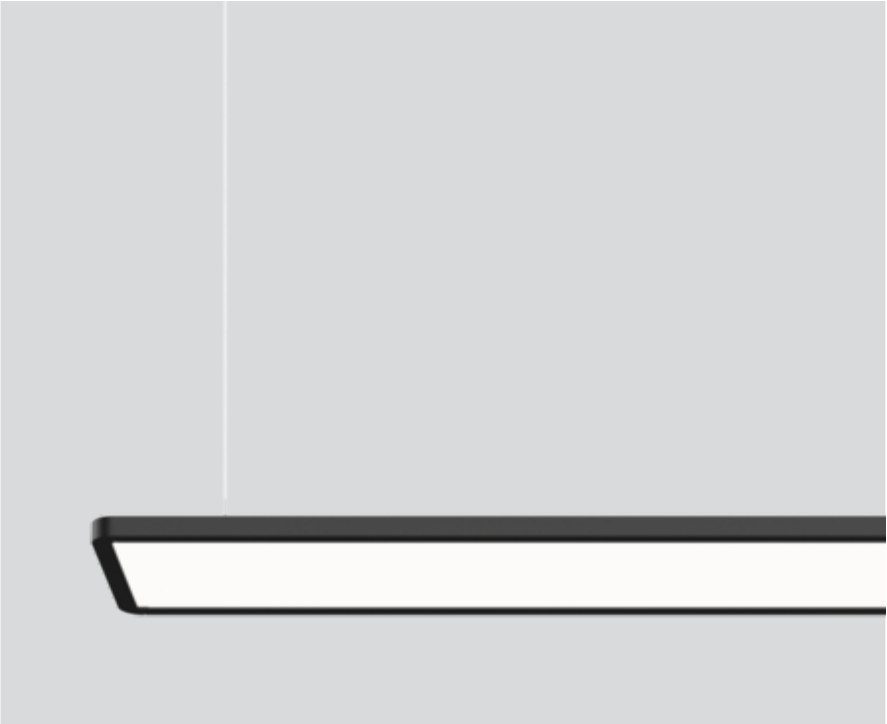
TASK S direct / indirect TW
power
suspended
059-52D8038K



Project / Type _____

Notes _____

Count / Date _____



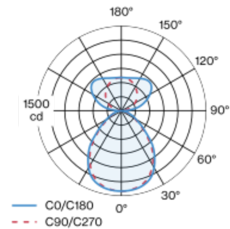
General
Ceiling , Suspended
black , RAL 9005 ¹
IP20
indirect 2460 lm
direct 2880 lm
total 5340 lm

LED
3000 K
CRI ≥ 90
L90 / 50000 h
initial MacAdam ≤ 3 SDCM
R _g : 99 , R _f : 91 , R ₍₁₋₁₅₎ : 89
MR 0.61
MDER 0.55

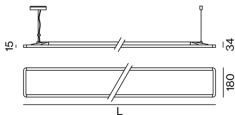
Optical
Microprismatic
microprismatic
UGR < 16 , ≥65° <3000 cd/m ²
P _{st} LM ≤ 1.0 ²
SVM ≤ 0.4 ²

Rectangular luminaire housing with rounded edges in aluminium; extremely flat (only 15mm) and slim (only 180mm) design; modern shape in an elegant design for high demands; surface black powder coated; suspended luminaire with 1500mm cable suspension; with integrated toolless suspension height adjustment on the luminaire; incl. feed (black); direct light distribution through LGP body (Light Guiding Prism); side coupled light directed downwards by laser engraving; light control via highly reflective reflector material; indirect light component with special PCBs for increased luminous flux and maximum ceiling illumination, separately controllable; microprismatic PMMA cover; completely homogeneous illumination; same light density for all surface lights with the same components; UGR ≤ 16; VDU compatible workplace luminaire according to DIN EN 12464-1; luminance above 65° ≤ 3000 cd/m²; light colour direct light component: 3000 K; light colour indirect light component: tunable white diodes (2700-6500 K); binning initial MacAdam ≤ 3 SDCM; CRI ≥ 90; min. 90% of luminous flux after 50000 operating hours; energy efficient LEDs with high CRI; canopy with 2 cable openings and plug-in terminal for through wiring; degree of protection IP20; PC1; 220-240 V; internal wiring in light halogen free; incl. DALI-2 converter; sound absorbing accessories available; light source replaceable by an authorized professional; control gear replaceable by an authorized professional;

Light distribution



Product drawing



Electrical
DALI-2
220-240 V
system 45 W
system 119 lm/W ³
PC1
2 DALI Addr.

Physical
cable 1500 mm
length 2315 mm
width 180 mm
height 34 mm
7.6 kg

¹ RAL code ² Value of containing product at full load (undimmed)
³ FIXTURE: incl. consideration of optical losses & internal control unit losses SYSTEM: incl. consideration of optical losses, internal control unit losses & operating device efficiency.

Installation instructions



Lighting calculator



TASK S direct / indirect TW
power
suspended
059-52D8038K



Project / Type _____

Notes _____

Count / Date _____

Maintenance Factors

Operating Time [h]	10 000	20 000	30 000	40 000	50 000
LLMF	0.98	0.96	0.94	0.92	0.9
LSF	1	1	1	1	1

MF

LMF × RSMF × LLMF × LSF

MF

Maintenance Factor

LMF^a

Luminaire Maintenance Factor

RSMF^a

Room Surface Maintenance Factor

LLMF

Lamp Lumens Maintenance Factor

LSF

Lamp Survival Faktor

^a According to "CIE 97, Maintenance of indoor electric lighting systems", 2005, ISBN 3-900-734-34-8. The values must be determined by the planner.

Circuit Breaker Types

Automatic Circuit Breaker Type	Number of Fixtures
B10	6
B13	8
B16	10
B20	12
C10	10
C13	13
C16	17
C20	20