


# TASK S sensor direct / indirect TW power

suspended

059-52D817XK

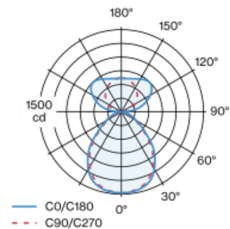


Project / Type
Notes
Count / Date

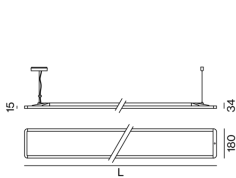


Rectangular luminaire housing with rounded edges in aluminium; extremely flat (only 15mm) and slim (only 180mm) design; modern shape in an elegant design for high demands; surface special colours powder coated; suspended luminaire with 1500mm cable suspension; with integrated toolless suspension height adjustment on the luminaire; incl. feed (white); direct light distribution through LGP body (Light Guiding Prism); side coupled light directed downwards by laser engraving; light control via highly reflective reflector material; indirect light component with special PCBs for increased luminous flux and maximum ceiling illumination, separately controllable; microprismatic PMMA cover; completely homogeneous illumination; same light density for all surface lights with the same components;  $UGR \leq 16$ ; VDU compatible workplace luminaire according to DIN EN 12464-1; luminance above  $65^\circ \leq 3000 \text{ cd/m}^2$ ; light colour direct light component: 4000 K; light colour indirect light component: tunable white diodes (2700-6500 K); binning initial MacAdam  $\leq 3 \text{ SDCM}$ ; CRI  $\geq 90$ ; min. 90% of luminous flux after 50000 operating hours; energy efficient LEDs with high CRI; canopy with 2 cable openings and plug-in terminal for through wiring; degree of protection IP20; PC1; 220-240 V; internal wiring in light halogen free; luminaire with integrated infrared presence and brightness sensor (ESSENTIAL sensor); automatic light control for individually adjustable brightness; variable automatic shutdown; cable feed out to contact a push-button (230 VAC) to override the sensor; sound absorbing accessories available; light source replaceable by an authorized professional; control gear replaceable by an authorized professional;

## Light distribution



## Product drawing



## General

Ceiling , Suspended
special colours
IP20
indirect 2460 lm
direct 3110 lm
total 5570 lm

## LED

4000 K
CRI $\geq 90$
L90 / 50000 h
initial MacAdam $\leq 3 \text{ SDCM}$
$R_g: 99, R_f: 92, R_{f(1-15)}: 90$
MR 0.81
MDER 0.74

## Optical

Microprismatic
microprismatic
$UGR < 16, \geq 65^\circ < 3000 \text{ cd/m}^2$
$P_{stLM} \leq 1.0^1$
$SVM \leq 0.4^1$

## Electrical

ESSENTIAL sensor (brightness & presence)
220-240 V
system 45 W
system 124 lm/W <sup>2</sup>
PC1

## Physical

cable 1500 mm
length 2324 mm
width 180 mm
height 34 mm
7.6 kg

<sup>1</sup> Value of containing product at full load (undimmed)  
<sup>2</sup> FIXTURE: incl. consideration of optical losses & internal control unit losses SYSTEM: incl. consideration of optical losses, internal control unit losses & operating device efficiency.

## Installation instructions



## Lighting calculator

