

TASK 600 round direct

surface


059-0152038P



Project / Type

Notes

Count / Date



General

Ceiling / Wall , Surface

black , RAL 9005 ¹

IP40

4350 lm

LED

3000 K

CRI ≥ 90

L90 / 50000 h

initial MacAdam ≤ 3 SDCM

R_g: 96 , R_f: 90 , R₍₁₋₁₅₎: 90

MR 0.61

MDER 0.56

Optical

Microprismatic

microprismatic

UGR ≤ 19 , ≥65° <3000 cd/m²

PstLM ≤ 1.0 ²

SVM ≤ 0.4 ²

Electrical

DALI-2

220-240 V

system 40 W

system 109 lm/W³

PC1

1 DALI Addr.

Physical

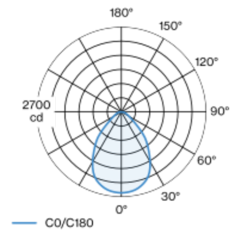
diameter 600 mm

height 45 mm

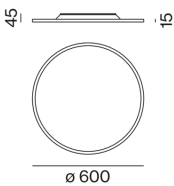
5.8 kg

Round luminaire housing in aluminium; extremely flat design (only 15mm); modern shape in an elegant design for high demands; surface black powder coated; suitable for wall or ceiling mounting; convenient quick mounting system without tools; direct light distribution through LGP body (Light Guiding Prism); side coupled light directed downwards by laser engraving; light control via highly reflective reflector material; microprismatic PMMA cover; completely homogeneous illumination; same light density for all surface lights with the same components; UGR ≤ 19; VDU compatible workplace luminaire according to DIN EN 12464-1; luminance above 65° ≤ 3000 cd/m²; light colour 3000 K; binning initial MacAdam ≤ 3 SDCM; CRI ≥ 90; min. 90% of luminous flux after 50000 operating hours; energy efficient LEDs with high CRI; luminaire with 2 cable openings and plug-in terminals for through wiring; degree of protection IP40; PC1; 220-240 V; internal wiring in light halogen free; incl. DALI-2 converter; sound absorbing accessories available; light source replaceable by an authorized professional; control gear replaceable by an authorized professional;

Light distribution



Product drawing



¹ RAL code ² Value of containing product at full load (undimmed)
³ incl. consideration of optical losses, internal control unit losses
& operating device efficiency

Installation instructions



TASK 600 round direct

surface

059-0152038P



Project / Type

Notes

Count / Date

Maintenance Factors

Operating Time [h]	10 000	20 000	30 000	40 000	50 000
LLMF	0.98	0.97	0.95	0.93	0.92
LSF	1	1	1	1	1

MF	LMF × RSMF × LLMF × LSF	RSMF ^a	Room Surface Maintenance Factor
MF	Maintenance Factor	LLMF	Lamp Lumens Maintenance Factor
LMF ^a	Luminaire Maintenance Factor	LSF	Lamp Survival Faktor

^a According to "CIE 97, Maintenance of indoor electric lighting systems", 2005, ISBN 3-900-734-34-8. The values must be determined by the planner.

Circuit Breaker Types

Automatic Circuit Breaker Type	Number of Fixtures
B10	13
B13	20
B16	24
B20	30
C10	26
C13	40
C16	48
C20	60

