

TASK S linear sensor direct


suspended system
059-5746078K



Project / Type

Notes

Count / Date



General

Ceiling , Suspended

black , RAL 9005 ¹

IP20

2190 lm

LED

3000 K

CRI ≥ 90

L90 / 50000 h

initial MacAdam ≤ 3 SDCM

R_g: 96 , R_f: 90 , R₍₁₋₁₅₎: 90

MR 0.61

MDER 0.56

Optical

Microprismatic

microprismatic

UGR ≤ 19 , ≥65° <3000 cd/m²

PstLM ≤ 1.0 ²

SVM ≤ 0.4 ²

Electrical

DALI-2 sensor

220-240 V

system 19.3 W

system 113 lm/W³

PC1

2 DALI Addr.

Physical

length 1757 mm

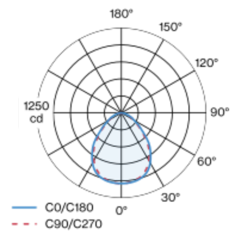
width 180 mm

height 34 mm

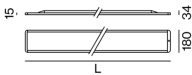
5.1 kg

Luminaire housing made of aluminium with rounded edges; extremely flat (only 15mm) and slim (only 180mm) design; modern shape in an elegant design for high demands; for continuous lighting systems; surface black powder coated; with integrated toolless suspension height adjustment on the luminaire; convenient quick mounting system without tools; direct light distribution through LGP body (Light Guiding Prism); side coupled light directed downwards by laser engraving; light control via highly reflective reflector material; microprismatic PMMA cover; completely homogeneous illumination; same light density for all surface lights with the same components; UGR ≤ 19; VDU compatible workplace luminaire according to DIN EN 12464-1; luminance above 65° ≤ 3000 cd/m²; light colour 3000 K; binning initial MacAdam ≤ 3 SDCM; CRI ≥ 90; min. 90% of luminous flux after 50000 operating hours; energy efficient LEDs with high CRI; degree of protection IP20; PC1; 220-240 V; internal wiring in light halogen free; incl. DALI-2 converter; luminaire with integrated DALI-2 infrared presence and brightness sensor (DALI-2 controller required); automatic light control of luminaire to individually adjustable brightness; variable automatic shutdown; sound absorbing accessories available; accessories are listed separately; light source replaceable by an authorized professional; control gear replaceable by an authorized professional;

Light distribution



Product drawing



¹ RAL code ² Value of containing product at full load (undimmed)
³ FIXTURE: incl. consideration of optical losses & internal control unit losses SYSTEM: incl. consideration of optical losses, internal control unit losses & operating device efficiency.

Installation instructions



Lighting calculator



TASK S linear sensor direct

suspended system
059-5746078K



Project / Type

Notes

Count / Date

Maintenance Factors

Operating Time [h]	10 000	20 000	30 000	40 000	50 000
LLMF	0.98	0.97	0.95	0.93	0.92
LSF	1	1	1	1	1
MF	LMF × RSMF × LLMF × LSF		RSMF ^a	Room Surface Maintenance Factor	
MF	Maintenance Factor		LLMF	Lamp Lumens Maintenance Factor	
LMF ^a	Luminaire Maintenance Factor		LSF	Lamp Survival Faktor	

^a According to "CIE 97, Maintenance of indoor electric lighting systems", 2005, ISBN 3-900-734-34-8. The values must be determined by the planner.

Circuit Breaker Types

Automatic Circuit Breaker Type	Number of Fixtures
B10	18
B13	23
B16	28
B20	35
C10	30
C13	38
C16	46
C20	58



TASK S linear sensor direct

suspended system

059-5746078K



Project / Type

Notes

Count / Date

Mounting accessories

LINEAR CONNECTOR

TYPE	COLOUR	ARTICLE NUMBER(S)
mechanical & electrical	pure white	059-2792317
mechanical & electrical	jet black	059-2792318
mechanical	pure white	059-2792417
mechanical	jet black	059-2792418



CORNER CONNECTOR

TYPE	COLOUR	ARTICLE NUMBER(S)
90° mechanical & electrical	pure white	059-2792717
90° mechanical & electrical	jet black	059-2792718
90° mechanical	pure white	059-2792817
90° mechanical	jet black	059-2792818



SYSTEM CONNECTOR

TYPE	COLOUR	L-W-H (MM)	ARTICLE NUMBER(S)
L 800 mm mechanical & electrical	pure white	800-36-18	059-2792327
L 800 mm mechanical & electrical	jet black	800-36-18	059-2792328
L 1200 mm mechanical & electrical	pure white	1200-36-18	059-2792337
L 1200 mm mechanical & electrical	jet black	1200-36-18	059-2792338
L 1200 mm mechanical & electrical cuttable	pure white	1200-36-18	059-2792307
L 1200 mm mechanical & electrical cuttable	jet black	1200-36-18	059-2792308
L 2400 mm mechanical & electrical cuttable	pure white	2400-36-18	059-2792347
L 2400 mm mechanical & electrical cuttable	jet black	2400-36-18	059-2792348



CABLE SUSPENSION

COLOUR	ARTICLE NUMBER(S)
pure white	059-2792127



END PIECE

TYPE	COLOUR	ARTICLE NUMBER(S)
incl. cable suspension	pure white	059-2792117
incl. cable suspension	jet black	059-2792118



POWER FEEDER

TYPE	COLOUR	L-W-H (MM)	ARTICLE NUMBER(S)
5 x 1,5 mm ²	pure white	106-36-1500	059-2792217
5 x 1,5 mm ²	jet black	106-36-1500	059-2792218



MIDDLE POWER FEEDER

TYPE	COLOUR	L-W-H (MM)	ARTICLE NUMBER(S)
5 x 1,5 mm ²	pure white	100-100-1500	059-2792517
5 x 1,5 mm ²	jet black	100-100-1500	059-2792518

