

TASK S direct / indirect soft

suspended


059-5258138K



Project / Type

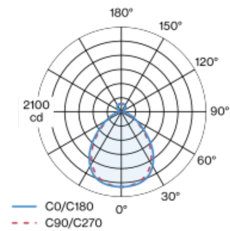
Notes

Count / Date

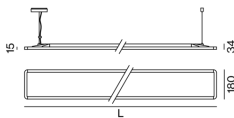


Rectangular luminaire housing with rounded edges in aluminium; extremely flat (only 15mm) and slim (only 180mm) design; modern shape in an elegant design for high demands; surface black powder coated; suspended luminaire with 1500mm cable suspension; with integrated toolless suspension height adjustment on the luminaire; incl. feed (black); direct/indirect light distribution by LGP body (Light Guiding Prism); side coupled light, directed up and down by laser engraving; light control via highly reflective reflector material; microprismatic PMMA cover; completely homogeneous illumination; same light density for all surface lights with the same components; UGR ≤ 19 ; VDU compatible workplace luminaire according to DIN EN 12464-1; luminance above 65° ≤ 3000 cd/m²; light colour 4000 K; binning initial MacAdam ≤ 3 SDCM; CRI ≥ 90 ; min. 90% of luminous flux after 50000 operating hours; energy efficient LEDs with high CRI; canopy with 2 cable openings and plug-in terminal for through wiring; degree of protection IP20; PC1 220-240V; photobiological safety according to IEC 62471 risk group RG 0 - no Risk; internal wiring in light halogen free; incl. DALI-2 converter; sound absorbing accessories available; light source replaceable by an authorized professional; control gear replaceable by an authorized professional;

Light distribution



Product drawing



General

Ceiling , Suspended

black , RAL9005 ¹

IP20

indirect 695 lm

direct 4050 lm

total 4750 lm

LED

4000 K

CRI ≥ 90

L90 / 50000 h

photobio. safety RG 0 - no Risk

initial MacAdam ≤ 3 SDCM

R_g: 96 , R_r: 90 , R_{t(1-5)}: 87

MR 0.75

MDER 0.68

Optical

Microprismatic

microprismatic

UGR < 19 , $\geq 65^\circ$ < 3000 cd/m²

PstLM ≤ 1.0 ²

SVM ≤ 0.4 ²

Electrical

DALI-2

system 39 W

PC1 220-240V

system 122 lm/W³

1 DALI Addr.

Physical

cable 1500 mm

length 2315 mm

width 180 mm

height 34 mm

6.5 kg

¹ RAL code ² Value of containing product at full load (undimmed)
³ incl. optical losses and the efficiency of the operating device (converter)

Installation instructions



Lighting calculator



TASK S direct / indirect soft

suspended

059-5258138K



Project / Type

Notes

Count / Date

Maintenance Factors

Operating Time [h]	10 000	20 000	30 000	40 000	50 000
LLMF	0.98	0.97	0.95	0.93	0.92
LSF	1	1	1	1	1
MF	LMF × RSMF × LLMF × LSF		RSMF ^a	Room Surface Maintenance Factor	
MF	Maintenance Factor		LLMF	Lamp Lumens Maintenance Factor	
LMF ^a	Luminaire Maintenance Factor		LSF	Lamp Survival Faktor	

^a According to "CIE 97, Maintenance of indoor electric lighting systems", 2005, ISBN 3-900-734-34-8. The values must be determined by the planner.

Circuit Breaker Types

Automatic Circuit Breaker Type	Number of Fixtures
B10	7
B13	10
B16	12
B20	14
C10	10
C13	20
C16	24
C20	28

