

TASK S linear direct / indirect power


suspended system
059-5768038K



Project / Type _____

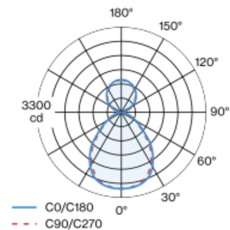
Notes _____

Count / Date _____

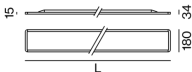


Luminaire housing made of aluminium with rounded edges; extremely flat (only 15mm) and slim (only 180mm) design; modern shape in an elegant design for high demands; for continuous lighting systems; surface black powder coated; with integrated toolless suspension height adjustment on the luminaire; convenient quick mounting system without tools; direct light distribution through LGP body (Light Guiding Prism); side coupled light directed downwards by laser engraving; light control via highly reflective reflector material; indirect light component with special PCBs for increased luminous flux and maximum ceiling illumination; microprismatic PMMA cover; completely homogeneous illumination; same light density for all surface lights with the same components; UGR ≤ 19 ; light colour 3000 K; binning initial MacAdam ≤ 3 SDCM; CRI ≥ 90 ; min. 90% of luminous flux after 50000 operating hours; energy efficient LEDs with high CRI; degree of protection IP20; PC1; 220-240 V; internal wiring in light halogen free; incl. DALI-2 converter; sound absorbing accessories available; accessories are listed separately; light source replaceable by an authorized professional; control gear replaceable by an authorized professional;

Light distribution



Product drawing



General

Ceiling , Suspended
black , RAL 9005 ¹
IP20
indirect 3360 lm
direct 6220 lm
total 9580 lm

LED

3000 K
CRI ≥ 90
L90 / 50000 h
initial MacAdam ≤ 3 SDCM
R_g: 96 , R_f: 90 , R₍₁₋₁₅₎: 90
MR 0.61
MDER 0.56

Optical

Microprismatic
microprismatic
UGR < 19
P_{stLM} ≤ 1.0 ²
SVM ≤ 0.4 ²

Electrical

DALI-2
220-240 V
system 84 W
system 114 lm/W³
PC1
2 DALI Addr.

Physical

length 2315 mm
width 180 mm
height 34 mm
7.2 kg

¹ RAL code ² Value of containing product at full load (undimmed)
³ FIXTURE: incl. consideration of optical losses & internal control unit losses SYSTEM: incl. consideration of optical losses, internal control unit losses & operating device efficiency.

Installation instructions



Lighting calculator



TASK S linear direct / indirect power

suspended system
059-5768038K



Project / Type

Notes

Count / Date

Maintenance Factors

Operating Time [h]	10 000	20 000	30 000	40 000	50 000
LLMF	0.98	0.97	0.95	0.93	0.92
LSF	1	1	1	1	1
MF	LMF × RSMF × LLMF × LSF		RSMF ^a	Room Surface Maintenance Factor	
MF	Maintenance Factor		LLMF	Lamp Lumens Maintenance Factor	
LMF ^a	Luminaire Maintenance Factor		LSF	Lamp Survival Faktor	

^a According to "CIE 97, Maintenance of indoor electric lighting systems", 2005, ISBN 3-900-734-34-8. The values must be determined by the planner.

Circuit Breaker Types

Automatic Circuit Breaker Type	Number of Fixtures
B10	6
B13	8
B16	10
B20	12
C10	10
C13	13
C16	17
C20	20



TASK S linear direct / indirect power

suspended system

059-5768038K



Project / Type

Notes

Count / Date

Mounting accessories

LINEAR CONNECTOR

TYPE	COLOUR	ARTICLE NUMBER(S)
mechanical & electrical	pure white	059-2792317
mechanical & electrical	jet black	059-2792318
mechanical	pure white	059-2792417
mechanical	jet black	059-2792418



CORNER CONNECTOR

TYPE	COLOUR	ARTICLE NUMBER(S)
90° mechanical & electrical	pure white	059-2792717
90° mechanical & electrical	jet black	059-2792718
90° mechanical	pure white	059-2792817
90° mechanical	jet black	059-2792818



SYSTEM CONNECTOR

TYPE	COLOUR	L-W-H (MM)	ARTICLE NUMBER(S)
L 800 mm mechanical & electrical	pure white	800-36-18	059-2792327
L 800 mm mechanical & electrical	jet black	800-36-18	059-2792328
L 1200 mm mechanical & electrical	pure white	1200-36-18	059-2792337
L 1200 mm mechanical & electrical	jet black	1200-36-18	059-2792338
L 1200 mm mechanical & electrical cuttable	pure white	1200-36-18	059-2792307
L 1200 mm mechanical & electrical cuttable	jet black	1200-36-18	059-2792308
L 2400 mm mechanical & electrical cuttable	pure white	2400-36-18	059-2792347
L 2400 mm mechanical & electrical cuttable	jet black	2400-36-18	059-2792348



CABLE SUSPENSION

COLOUR	ARTICLE NUMBER(S)
pure white	059-2792127



END PIECE

TYPE	COLOUR	ARTICLE NUMBER(S)
incl. cable suspension	pure white	059-2792117
incl. cable suspension	jet black	059-2792118



POWER FEEDER

TYPE	COLOUR	L-W-H (MM)	ARTICLE NUMBER(S)
5 x 1,5 mm ²	pure white	106-36-1500	059-2792217
5 x 1,5 mm ²	jet black	106-36-1500	059-2792218



MIDDLE POWER FEEDER

TYPE	COLOUR	L-W-H (MM)	ARTICLE NUMBER(S)
5 x 1,5 mm ²	pure white	100-100-1500	059-2792517
5 x 1,5 mm ²	jet black	100-100-1500	059-2792518

