

TASK S sensor direct / indirect power

suspended

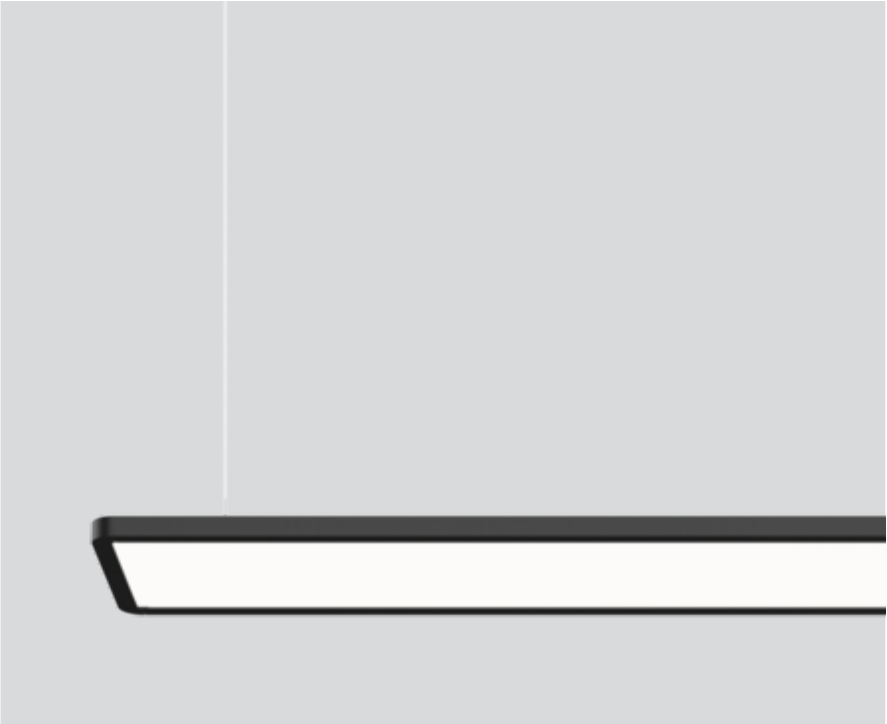
059-5265D78K



Project / Type

Notes

Count / Date



General

Ceiling , Suspended

black , RAL 9005 ¹

IP20

indirect 1860 lm

direct 3380 lm

total 5240 lm

LED

tunable white

2700 K - 6500 K

CRI ≥ 80

L85 / 50000 h

MR 1.01

MDER 0.92

Optical

Microprismatic

microprismatic

UGR < 16 , ≥65° <3000 cd/m²

PstLM ≤ 1.0 ²

SVM ≤ 0.4 ²

Electrical

ESSENTIAL sensor (brightness & presence)

220-240 V

system 44 W

system 119 lm/W³

PC1

Physical

cable 1500 mm

length 1457 mm

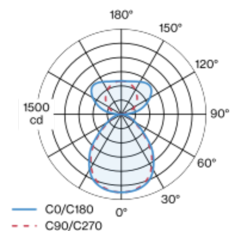
width 180 mm

height 34 mm

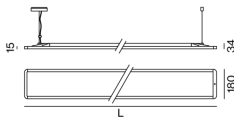
4.4 kg

Rectangular luminaire housing with rounded edges in aluminium; extremely flat (only 15mm) and slim (only 180mm) design; modern shape in an elegant design for high demands; surface black powder coated; suspended luminaire with 1500mm cable suspension; with integrated toolless suspension height adjustment on the luminaire; incl. feed (black); direct light distribution through LGP body (Light Guiding Prism); side coupled light directed downwards by laser engraving; light control via highly reflective reflector material; indirect light component with special PCBs for increased luminous flux and maximum ceiling illumination; microprismatic PMMA cover; completely homogeneous illumination; same light density for all surface lights with the same components; UGR ≤ 16; VDU compatible workplace luminaire according to DIN EN 12464-1; luminance above 65° ≤ 3000 cd/m²; light colour: tunable white diodes (2700-6500 K); CRI ≥ 80; min. 85% of luminous flux after 50000 operating hours; energy efficient LEDs with high CRI; canopy with 2 cable openings and plug-in terminal for through wiring; degree of protection IP20; PC1; 220-240 V; internal wiring in light halogen free; luminaire with integrated infrared presence and brightness sensor (ESSENTIAL sensor); automatic light control for individually adjustable brightness; variable automatic shutdown; cable feed out to contact a push-button (230 VAC) to override the sensor; sound absorbing accessories available; light source replaceable by an authorized professional; control gear replaceable by an authorized professional;

Light distribution



Product drawing



¹ RAL code ² Value of containing product at full load (undimmed)
³ FIXTURE: incl. consideration of optical losses & internal control unit losses SYSTEM: incl. consideration of optical losses, internal control unit losses & operating device efficiency.

Installation instructions



Lighting calculator

