

TASK S linear sensor direct / indirect TW power


suspended system
059-57D4178K



Project / Type _____

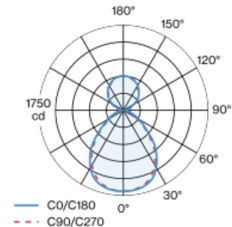
Notes _____

Count / Date _____

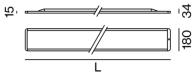


Luminaire housing made of aluminium with rounded edges; extremely flat (only 15mm) and slim (only 180mm) design; modern shape in an elegant design for high demands; for continuous lighting systems; surface black powder coated; with integrated toolless suspension height adjustment on the luminaire; convenient quick mounting system without tools; direct light distribution through LGP body (Light Guiding Prism); side coupled light directed downwards by laser engraving; light control via highly reflective reflector material; indirect light component with special PCBs for increased luminous flux and maximum ceiling illumination, separately controllable; microprismatic PMMA cover; completely homogeneous illumination; same light density for all surface lights with the same components; UGR ≤ 19 ; light colour direct light component: 4000 K; light colour indirect light component: tunable white diodes (2700-6500 K); binning initial MacAdam ≤ 3 SDCM; CRI ≥ 90 ; min. 90% of luminous flux after 50000 operating hours; energy efficient LEDs with high CRI; degree of protection IP20; PC1; 220-240 V; internal wiring in light halogen free; incl. DALI-2 converter; luminaire with integrated DALI-2 infrared presence and brightness sensor (DALI-2 controller required); automatic light control of luminaire to individually adjustable brightness; variable automatic shutdown; sound absorbing accessories available; accessories are listed separately; light source replaceable by an authorized professional; control gear replaceable by an authorized professional;

Light distribution



Product drawing



General

Ceiling , Suspended _____

black , RAL 9005 ¹ _____

IP20 _____

indirect 2070 lm _____

direct 3310 lm _____

total 5380 lm _____

LED

4000 K _____

CRI ≥ 90 _____

L90 / 50000 h _____

initial MacAdam ≤ 3 SDCM _____

R_g: 96 , R_f: 90 , R₍₁₋₁₅₎: 87 _____

MR 0.75 _____

MDER 0.68 _____

Optical

Microprismatic _____

microprismatic _____

UGR < 19 _____

P_{stLM} ≤ 1.0 ² _____

SVM ≤ 0.4 ² _____

Electrical

DALI-2 sensor _____

220-240 V _____

system 49 W _____

system 110 lm/W³ _____

PC1 _____

3 DALI Addr. _____

Physical

length 1189 mm _____

width 180 mm _____

height 34 mm _____

3.5 kg _____

¹ RAL code ² Value of containing product at full load (undimmed)
³ FIXTURE: incl. consideration of optical losses & internal control unit losses SYSTEM: incl. consideration of optical losses, internal control unit losses & operating device efficiency.

Installation instructions



Lighting calculator



TASK S linear sensor direct / indirect TW power

suspended system
059-57D4178K



Project / Type

Notes

Count / Date

Maintenance Factors

Operating Time [h]	10 000	20 000	30 000	40 000	50 000
LLMF	0.98	0.97	0.95	0.93	0.92
LSF	1	1	1	1	1
MF	LMF × RSMF × LLMF × LSF		RSMF ^a	Room Surface Maintenance Factor	
MF	Maintenance Factor		LLMF	Lamp Lumens Maintenance Factor	
LMF ^a	Luminaire Maintenance Factor		LSF	Lamp Survival Faktor	

^a According to "CIE 97, Maintenance of indoor electric lighting systems", 2005, ISBN 3-900-734-34-8. The values must be determined by the planner.

Circuit Breaker Types

Automatic Circuit Breaker Type	Number of Fixtures
B10	12
B13	16
B16	20
B20	25
C10	20
C13	27
C16	34
C20	41



TASK S linear sensor direct / indirect TW power

suspended system

059-57D4178K



Project / Type

Notes

Count / Date

Mounting accessories

LINEAR CONNECTOR

TYPE	COLOUR	ARTICLE NUMBER(S)
mechanical & electrical	pure white	059-2792317
mechanical & electrical	jet black	059-2792318
mechanical	pure white	059-2792417
mechanical	jet black	059-2792418



CORNER CONNECTOR

TYPE	COLOUR	ARTICLE NUMBER(S)
90° mechanical & electrical	pure white	059-2792717
90° mechanical & electrical	jet black	059-2792718
90° mechanical	pure white	059-2792817
90° mechanical	jet black	059-2792818



SYSTEM CONNECTOR

TYPE	COLOUR	L-W-H (MM)	ARTICLE NUMBER(S)
L 800 mm mechanical & electrical	pure white	800-36-18	059-2792327
L 800 mm mechanical & electrical	jet black	800-36-18	059-2792328
L 1200 mm mechanical & electrical	pure white	1200-36-18	059-2792337
L 1200 mm mechanical & electrical	jet black	1200-36-18	059-2792338
L 1200 mm mechanical & electrical cuttable	pure white	1200-36-18	059-2792307
L 1200 mm mechanical & electrical cuttable	jet black	1200-36-18	059-2792308
L 2400 mm mechanical & electrical cuttable	pure white	2400-36-18	059-2792347
L 2400 mm mechanical & electrical cuttable	jet black	2400-36-18	059-2792348



CABLE SUSPENSION

COLOUR	ARTICLE NUMBER(S)
pure white	059-2792127



END PIECE

TYPE	COLOUR	ARTICLE NUMBER(S)
incl. cable suspension	pure white	059-2792117
incl. cable suspension	jet black	059-2792118



POWER FEEDER

TYPE	COLOUR	L-W-H (MM)	ARTICLE NUMBER(S)
5 x 1,5 mm ²	pure white	106-36-1500	059-2792217
5 x 1,5 mm ²	jet black	106-36-1500	059-2792218



MIDDLE POWER FEEDER

TYPE	COLOUR	L-W-H (MM)	ARTICLE NUMBER(S)
5 x 1,5 mm ²	pure white	100-100-1500	059-2792517
5 x 1,5 mm ²	jet black	100-100-1500	059-2792518

