

SONO FLEX 350

trim


063-32385170



Project / Type

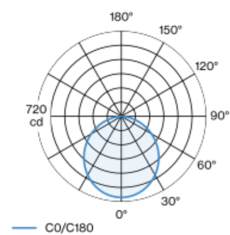
Notes

Count / Date

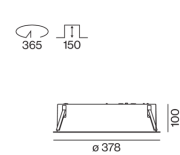


Round light fitting in aluminium; consisting of light fitting (SONO) and installation housing; housing with wrap around border suitable for installation in plasterboard ceiling; suitable for ceiling thickness of 10-25 mm; surface white powder coated; luminaire can be set in the housing without tools; either flush with the ceiling or protruding 25mm; LED board highly reflective lacquered for higher efficiency; same luminance for all size versions; light colour 3000 K; binning initial MacAdam ≤ 3 SDCM; CRI ≥ 80 ; min. 90% of luminous flux after 50000 operating hours; energy efficient LEDs with high CRI; completely homogeneously illuminated, satin PMMA cover; luminaire with 2 cable openings and plug-in terminal for through wiring; degree of protection IP50; PC1; 220-240 V; internal wiring in light halogen free; incl. converter, non dimmable; light source not replaceable; control gear replaceable by an authorized professional;

Light distribution



Product drawing



General

Ceiling , Recessed

white , RAL 9010 ¹

IP50

1940 lm

LED

3000 K

CRI ≥ 80

L90 / 50000 h

initial MacAdam ≤ 3 SDCM

MR 0.54

MDER 0.49

Optical

Opal

opal (lambertsch)

PstLM ≤ 1.0 ²

SVM ≤ 0.4 ²

Electrical

non DIM

220-240 V

no emergency light

system 15.9 W

system 122 lm/W³

PC1

Physical

trim

diameter 378 mm

height 100 mm

5.1 kg

Cutout

diameter 365 mm

min. ceiling thickness 10 mm

max. ceiling thickness 25 mm

recessed depth 150 mm

¹ RAL code ² Value of containing product at full load (undimmed)
³ FIXTURE: incl. consideration of optical losses & internal control unit losses SYSTEM: incl. consideration of optical losses, internal control unit losses & operating device efficiency.

Installation instructions



Lighting calculator

