

SONO FLEX 450

trim


063-32486170



Project / Type

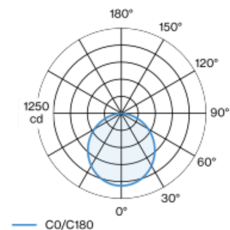
Notes

Count / Date

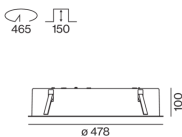


Round light fitting in aluminium; consisting of light fitting (SONO) and installation housing; housing with wrap around border suitable for installation in plasterboard ceiling; suitable for ceiling thickness of 10-25 mm; surface white powder coated; luminaire can be set in the housing without tools; either flush with the ceiling or protruding 25mm; LED board highly reflective lacquered for higher efficiency; same luminance for all size versions; light colour 4000 K; binning initial MacAdam ≤ 3 SDCM; CRI ≥ 80 ; min. 90% of luminous flux after 50000 operating hours; energy efficient LEDs with high CRI; completely homogeneously illuminated, satin PMMA cover; luminaire with 2 cable openings and plug-in terminal for through wiring; degree of protection IP50; PC1 220-240V; photobiological safety according to IEC 62471 risk group RG 0 - no Risk; internal wiring in light halogen free; incl. converter, non dimmable; light source not replaceable; control gear replaceable by an authorized professional;

Light distribution



Product drawing



RG0
IEC 62471

220-240V

IP50

General

Ceiling , Recessed

white , RAL9010 ¹

IP50

3010 lm

LED

4000 K

CRI ≥ 80

L90 / 50000 h

photobio. safety RG 0 - no Risk

initial MacAdam ≤ 3 SDCM

MR 0.72

MDER 0.66

Optical

Opal

opal (lambertsch)

PstLM ≤ 1.0 ²

SVM ≤ 0.4 ²

Electrical

non DIM

no emergency light

23.2 W

PC1 220-240V

130 lm/W

Physical

trim

diameter 478 mm

height 100 mm

7.6 kg

Cutout

diameter 465 mm

min. ceiling thickness 10 mm

max. ceiling thickness 25 mm

recessed depth 150 mm

¹ RAL code ² Value of containing product at full load (undimmed)

Installation instructions



Lighting calculator



SONO FLEX 450

trim

063-32486170



Project / Type

Notes

Count / Date

Maintenance Factors

Operating Time [h]	10 000	20 000	30 000	40 000	50 000
LLMF	0.98	0.96	0.94	0.91	0.9
LSF	1	1	1	1	1
MF	LMF × RSMF × LLMF × LSF		RSMF ^a	Room Surface Maintenance Factor	
MF	Maintenance Factor		LLMF	Lamp Lumens Maintenance Factor	
LMF ^a	Luminaire Maintenance Factor		LSF	Lamp Survival Faktor	

^a According to "CIE 97, Maintenance of indoor electric lighting systems", 2005, ISBN 3-900-734-34-8. The values must be determined by the planner.

Circuit Breaker Types

Automatic Circuit Breaker Type	Number of Fixtures
B10	25
B13	32
B16	39
B20	49
C10	41
C13	53
C16	65
C20	81

Mounting accessories

CONCRETE INSTALLATION HOUSING

Ø (MM)	ARTICLE NUMBER(S)
464	063-2248100

