


MOVE IN 32 round

trimless

063-8111417S 063-8811117 002-90743



Project / Type	
Notes	
Count / Date	



General

Ceiling , Semi-Recessed
white , RAL 9016 ¹
IP20
754 lm
fixture 86 lm/W ²

LED

2700 K
CRI ≥ 90
L80 / 50000 h
initial MacAdam ≤ 2 SDCM
R _g : 99 , R _r : 91 , R _{t(1-15)} : 89
MR 0.53
MDER 0.48

Optical

spot
beam angle 18°
PstLM ≤ 1.0 ³
SVM ≤ 0.4 ³

Electrical

DALI-2
220-240 V
system 11.6 W
fixture 8.7 W
36 V _f
250 mA
PC2
1 DALI Addr.

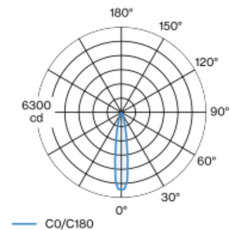
Physical

trimless
diameter 63 mm
height 92 mm
0.5 kg

Cutout

diameter 54 mm
min. ceiling thickness 9 mm
max. ceiling thickness 25 mm
recessed depth 110 mm


Light distribution



spot 18°

h (m)	E0° (lx)	ø (m)
1	5710	0.32
2	1430	0.63
3	630	0.95
4	360	1.27
5	230	1.58

Product drawing



¹ RAL code
² FIXTURE: incl. consideration of optical losses & internal control unit losses SYSTEM: incl. consideration of optical losses, internal control unit losses & operating device efficiency.
³ Value of containing product at full load (undimmed)

Installation instructions



Lighting calculator



MOVE IN 32 round

trimless

063-8111417S 063-8811117 002-90743



Project / Type	
Notes	
Count / Date	

Maintenance Factors

Operating Time [h]	10 000	20 000	30 000	40 000	50 000
LLMF	0.96	0.92	0.88	0.85	0.81
LSF	1	1	1	1	1
MF	LMF × RSMF × LLMF × LSF		RSMF ^a Room Surface Maintenance Factor		
MF	Maintenance Factor		LLMF Lamp Lumens Maintenance Factor		
LMF ^a	Luminaire Maintenance Factor		LSF Lamp Survival Faktor		

^a According to "CIE 97, Maintenance of indoor electric lighting systems", 2005, ISBN 3-900-734-34-8. The values must be determined by the planner.

Circuit Breaker Types

Automatic Circuit Breaker Type	Number of Fixtures
B10	80
B13	104
B16	130
B20	162
C10	135
C13	175
C16	220
C20	270

Components

MOUNTING HOUSING trimless

Ø (MM)	ARTICLE NUMBER(S)
63	063-8811117



POWER SUPPLY

TYPE	L·W·H (MM)	ARTICLE NUMBER(S)
10 W	147-33-23	002-90743



Mounting accessories

SPECIAL MOUNTING TOOL

TYPE	Ø (MM)	ARTICLE NUMBER(S)
necessary to install mounting housing trimless	83	063-8911110



Optional electrical accessories

DIN RAIL POWER SUPPLY

TYPE	L·W·H (MM)	ARTICLE NUMBER(S)
160 W	72-90-63	005-6520210



DIN RAIL LED DRIVER

TYPE	L·W·H (MM)	ARTICLE NUMBER(S)
DALI-2 200-1050 mA 2 x 42W	36-88-59	005-6121030



Optical accessories

HONEYCOMB LOUVER

COLOUR	Ø (MM)	ARTICLE NUMBER(S)
jet black	30	007-1965168



MOVE IN 32round

trimless

063-8111417S 063-8811117 002-90743



Project / Type

Notes

Count / Date

Optical accessories

OVAL LENS

Ø (MM)	ARTICLE NUMBER(S)
30	007-1965860



SOFT LENS

Ø (MM)	ARTICLE NUMBER(S)
30	007-1965960



WALLWASHER LENS

Ø (MM)	ARTICLE NUMBER(S)
30	007-1965760

